







Legal Services Corporation

FY14



BUDGET REQUEST
FISCAL YEAR 2014

BOARD OF DIRECTORS

John G. Levi, *Chairman*

Martha Minow, *Vice Chair*

Sharon L. Browne

Robert J. Grey Jr.

Charles N.W. Keckler

Harry J.F. Korrell III

Victor B. Maddox

Laurie Mikva

Fr. Pius Pietrzyk, O.P.

Julie A. Reiskin

Gloria Valencia-Weber

OFFICERS

James J. Sandman, *President*

Victor M. Fortuno, *Vice President of Legal Affairs,
General Counsel & Corporate Secretary*

Lynn A. Jennings, *Vice President for Grants
Management*

David L. Richardson, *Treasurer and Comptroller*

INSPECTOR GENERAL

Jeffrey E. Schanz, *Inspector General*

FISCAL YEAR 2014 BUDGET REQUEST

BACKGROUND	iii
Legal Services Corporation	iii
LSC Leadership	iii
Recent LSC Initiatives to Improve Performance and Accountability	iii
LSC-Funded Legal Aid Addresses a Critical Need, at Low Cost	iv
OVERVIEW	1
FY 2014 Budget Request	1
Civil Legal Aid Is a Good Investment of Taxpayer Dollars	1
Funding Has Declined	3
Impact of Decreased Funding	5
LSC Grantees Provide Critical Constituent Services*	6
More Constituents Eligible for LSC-Funded Legal Aid	8
Going Forward	8
BASIC FIELD GRANTS	10
Safeguarding Basic Legal Needs of Poor Constituents	10
Keeping Families in Homes: <i>Representation in Foreclosure and Eviction Actions*</i>	10
Fighting Predatory Lending and Financial Abuse: <i>Representation in Debt Relief Disputes and Bankruptcy Proceedings*</i>	12
Helping Military Veterans: <i>Representation in Benefit Appeals and Other Legal Matters*</i>	12
Protecting Victims of Domestic Violence: <i>Representation in Protective Order, Divorce, and Child Custody Proceedings*</i>	14
Protecting Income Streams in the Face of Job Loss: <i>Representation in Unemployment Benefit Appeals</i>	15
Responding to Natural Disasters	16
Cases Closed by Grantees in 2012	18
MANAGEMENT AND GRANTS OVERSIGHT	21
New, Business-Oriented Management	21
Measuring Results—Public Welfare Foundation Grant to Improve Data Collection and Analysis	22
Ongoing Improvements in Grantee Oversight Operations	22
2012 Oversight Actions and Accomplishments	24
PRO BONO INNOVATION FUND	25
Pro Bono Contributions Help Narrow the Justice Gap	25
LSC's Pro Bono Task Force—A Distinguished Collaboration	25
Proposed Framework for LSC's Pro Bono Innovation Fund	26



TECHNOLOGY INITIATIVE GRANTS 28

 Recent Accomplishments 28

 Looking Ahead 29

 OIG Audit of LSC’s TIG Program Closed in 2012 29

HERBERT S. GARTEN LOAN REPAYMENT ASSISTANCE PROGRAM 32

OFFICE OF INSPECTOR GENERAL 34

 FY2012 Highlights 34

 FY 2014 Plan 35

ENDNOTES 36

APPENDIX—FY 2014 BUDGET REQUEST TABLES A-1

BACKGROUND

Legal Services Corporation

Established by Congress in 1974, the Legal Services Corporation (LSC) promotes equal access to justice by funding high-quality civil legal assistance for low-income Americans. LSC is the single largest funder of civil legal aid for the poor in the country.

LSC is a grantmaking organization, distributing nearly 95% of its federal appropriation to eligible nonprofit organizations delivering civil legal aid. LSC awards grants through a competitive process and currently funds 134 independent legal aid organizations. With more than 800 offices nationwide, these organizations serve thousands of low-income individuals, children, families, seniors, and veterans in every congressional district.

LSC grantees handle the basic civil legal needs of the poor, addressing matters involving safety, subsistence, and family stability. Most legal aid practices are focused on family law, including domestic violence and child support and custody, and housing matters, including evictions and foreclosures.

LSC engages in robust oversight of its grantees. To ensure grantee compliance with statutory and regulatory requirements and sound financial management practices, LSC conducts regular on-site fiscal and programmatic compliance reviews and investigations. LSC also assesses the quality of legal services being delivered and provides ongoing training and technical assistance to grantees.

LSC Leadership

LSC is governed by an eleven-member Board of Directors, each of whom is appointed by the President of the United States and confirmed by the Senate to serve a three-year term. By law, the Board is bipartisan; no more than six members may be of the same political party. The Board is statutorily established as the head of the entity, and thus has the responsibility for guiding and monitoring the operations of the Corporation. The Board is responsible for hiring the President of the Corporation, who has day-to-day leadership responsibility for LSC. Currently, the President oversees LSC's staff of approximately 100 employees and is responsible for the final approval of all awards made to the Corporation's grantees.

Recent LSC Initiatives to Improve Performance and Accountability

LSC's leadership is committed to strong management and prudent stewardship of federal funds. Since the Board of Directors' confirmation in 2010, LSC has taken the following actions to improve its performance, enhance fiscal responsibility, and leverage the federal investment in legal services with private support:

- **Hired a new President with significant management experience.** James. J. Sandman joined LSC as President in 2011. He previously served as managing partner of the international law firm of Arnold & Porter LLP for ten years, was general counsel of the District of Columbia Public Schools, is a past president of the District of Columbia Bar, and has served in volunteer leadership positions for a variety of non-profit organizations.
- **Adopted a five-year (2012-2016) strategic plan.** The plan establishes three major goals and identifies specific implementation initiatives.
 - Goal No. 1:** Maximize the availability, quality, and effectiveness of the civil legal services that LSC grantees provide to eligible low-income individuals.
 - Goal No. 2:** Become a leading voice for access to justice and quality legal assistance in the United States.
 - Goal No. 3:** Achieve the highest standards of fiscal responsibility, both for LSC and its grantees.

- Appointed and adopted the recommendations of a blue-ribbon Fiscal Oversight Task Force.
- Established a Pro Bono Task Force to recommend ways to expand the use of pro bono lawyers to serve the civil legal needs of low-income Americans.
- Convened a Technology Summit to explore how technology can expand access to civil legal assistance for low-income Americans.
- Expanded the enforcement options available to LSC to deal with grantees that violate legal requirements and grant conditions.
- Obtained a private grant of \$276,000 from the Public Welfare Foundation to improve LSC's data collection and reporting systems and to educate LSC grantees about their own collection, analysis, and use of data.
- Formed an Institutional Advancement Committee to identify private funding resources and increase public-private partnerships in the delivery of legal aid.

LSC-Funded Legal Aid Addresses a Critical Need, at Low Cost

Access to justice is a fundamental American value, reflected in the very first line of our Constitution and in the closing words of our Pledge of Allegiance. LSC promotes this democratic ideal by ensuring that all Americans, regardless of economic status, have access to high-quality legal counsel in civil matters.

“When the great majority of the individuals and small businesses of the nation no longer can, or believe they no longer can, get a lawyer, be represented effectively, go to court, settle their disputes in a fair and impartial way, and be treated like every other citizen, we quite simply have lost the guiding principle of our republic—equal justice under law. When that goes, the rule of law goes, and when that goes, the great dreams of those patriots who founded and fought for this republic go with it, never to be reclaimed. Something must be done!”

—Deanell Reece Tacha, *Dean of Pepperdine Law School and former Chief Judge of the U.S. Court of Appeals for the Tenth Circuit*

The need for civil legal assistance has never been greater. In the wake of the Great Recession, low-income Americans are struggling to keep their jobs, stay in their homes, and provide basic necessities for their families. LSC-funded legal aid organizations provide a premier constituent service by helping needy families avert improper evictions and foreclosures and navigate family law matters. They assist veterans obtain benefits duly earned, women and children escape abusive relationships, and seniors mitigate consumer scams. Without adequate funding for legal aid, low-income Americans will be unable to use courts effectively to protect their legitimate legal interests.

Providing access to justice is important not only to millions of low-income Americans who are being shut-out of the system, but also to the orderly functioning of the courts. The Conference of Chief Justices—the organization of the chief justices and judges of the 50 states, the District of Columbia, and the territories—has found that the rapidly increasing numbers of unrepresented parties slow court dockets and hinder the effectiveness of the judicial process. Pro se litigants often experience higher rates of adverse outcomes because of their lack of legal acumen. Civil legal aid reduces the number of unrepresented parties and empowers pro se litigants with a variety of self-help resources, restoring the effectiveness and efficiencies of the civil justice system.

The modest federal contribution to civil legal aid—approximately 40% of funding for LSC-supported legal aid, and approximately 25% of all legal aid funding—is a good investment, allowing millions of the most vulnerable Americans to safeguard their basic needs at minimal cost.

LSC grantees supplement federal resources by engaging partners and accessing alternative funding sources, such as Interest on Lawyers' Trust Account (IOLTA) funds, state and local grants, philanthropic foundations, and private donors. They also collaborate with a wide network of private practitioners, bar associations, law schools, access to justice commissions, and business and community organizations to expand free legal help for the poor.

OVERVIEW

FY 2014 Budget Request

LSC requests an appropriation of \$486,000,000 for FY 2014 to meet the overwhelming need for legal services and to fulfill the nation's promise of "justice for all." This increase of \$16 million over LSC's FY 2013 appropriation request is based on LSC's assessment of the need for legal aid, the decline in some non-LSC funding sources, and LSC's calculation of the resources necessary to provide the same level of service that LSC grantees provided in 2007, the year before the recession began. The request also includes an additional \$5 million for a new grant program to encourage innovations in pro bono legal services.

As the table below shows, approximately 95%, or \$461.3 million, of this amount would fund legal services to low-income Americans. Just 4%, or \$19.5 million, would fund administrative costs, including management, compliance, and oversight costs, and 1% would fund LSC's Inspector General.

Budget Category	FY 2010 Appropriation	FY 2012 (PL 112-55)	FY 2013 Request	FY 2013 CR (PL 112-175)	FY 2014 Request
Basic Field Grants	\$394,400,000	\$322,400,000	\$440,300,000	\$324,373,088	\$451,300,000 (92.8%)
Technology Initiative Grants	\$3,400,000	\$3,400,000	\$5,000,000	\$3,400,000	\$5,000,000 (1%)
Loan Repayment Assistance Program	\$1,000,000	\$1,000,000	\$1,000,000	\$1,006,120	\$1,000,000 (0.2%)
Management and Grants Oversight	\$17,000,000	\$17,000,000	\$19,500,000	\$17,104,040	\$19,500,000 (4%)
Office of Inspector General	\$4,200,000	\$4,200,000	\$4,200,000	\$4,225,704	\$4,200,000 (0.9%)
Pro Bono Innovation Fund	-	-	-	-	\$5,000,000 (1%)
TOTAL	\$420,000,000	\$348,000,000	\$470,000,000	\$350,129,760	\$486,000,000 (99.9%)

Civil Legal Aid Is a Good Investment of Taxpayer Dollars

A growing body of research on the economic impact of providing civil legal services to the poor consistently demonstrates significant economic benefits for communities and government alike. These benefits accrue from clients' reduced reliance on other types of governmental aid and their enhanced ability to participate in the economic marketplace.

A number of states have recently studied the economic benefits of providing civil legal services to low-income constituents. In November 2012, New York State's Task Force to Expand Access to Civil Legal Services reported that civil legal services generate \$561 million in annual savings for New York, including \$85 million by averting expenses from domestic violence and \$116 million by preventing

evictions and avoiding shelter costs, and the creation of an estimated 5,600 new jobs. Investments in civil legal services in New York resulted in a return of approximately \$6 for every \$1 of funding.²

“Equal access to justice contributes to healthy communities and a vibrant economy. No community thrives when people are homeless, children are out of school, sick people are unable to get health care, or families experience violence. Likewise, when a person’s legal problem is addressed in a timely and effective way, the benefit ripples out and helps that person’s family, neighbors, employer, and community.”


—Chief Justice Carol W. Hunstein,
Supreme Court of Georgia¹

The Texas Access to Justice Foundation’s February 2013 report found that civil legal aid produces a sizeable stimulus to the Texas economy. According to the report, the estimated gain in business activity equals an annual \$722.4 million in spending, \$346.9 million in output (total value of goods and services produced), and 4,528 jobs. For every dollar spent in Texas for indigent civil legal services, the overall annual gains to the economy were estimated at \$7.48 in total spending, \$3.59 in output (total value of goods and services produced) and \$2.22 in personal income. This activity generated about \$47.5 million in yearly revenues for Texas governmental entities.³

The Ohio Legal Assistance Foundation released a 2012 economic impact study concluding that every dollar spent on legal aid generated an additional 115% of economic activity in Ohio. In economic terms, Ohio legal aid produced \$106 million in economic output for Ohio: \$5.6 million in tax revenue flowed into government coffers, and more than \$48 million in earnings went into the pockets of Ohio workers and businesses.⁴

The Legal Services Corporation of Virginia’s report conservatively estimated that the total quantifiable economic impacts of Virginia legal aid programs in 2010 were \$139 million, representing a return of \$5.27 for every dollar of funding invested in these programs from all sources. The impacts included \$72.4 million in income benefits and cost savings directly received by low-income families, and \$2.8 million in cost savings for taxpayers—dollars that supported 850 jobs for working Virginians and provided income for businesses across the state.⁵

Further economic benefits cited in several of the state reports, but not quantified, include savings from crime prevention and reductions in law enforcement costs, reductions in the health care costs of treating victims of domestic violence, and tax revenues from jobs preserved as a result of legal aid employment cases.

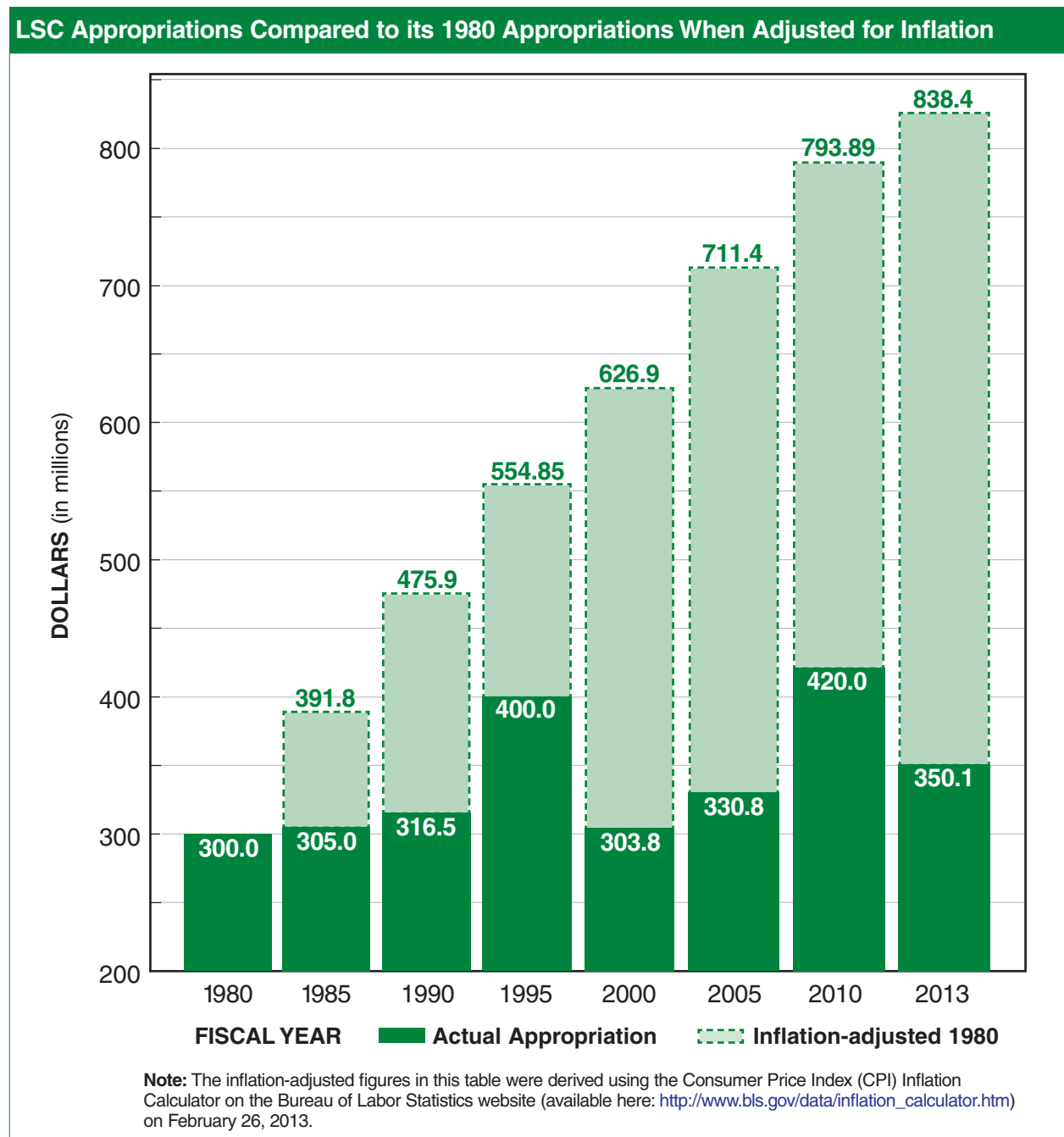


Children exit foster care faster when their parents are represented in child welfare proceedings. In Washington State, for example, the rate at which children were reunited with their parents was 11% higher when the parents were represented by lawyers. The rate of adoption also nearly doubled because attorneys could help parents more quickly come to terms with their inability to care for their child and assist parents with open-adoptions in appropriate cases. When civil legal aid programs speed family reunification and adoption, they reduce public spending on payments to foster parents, subsidies for children’s medical care, cash benefits, and the expense of monitoring the foster family.⁶

Funding Has Declined

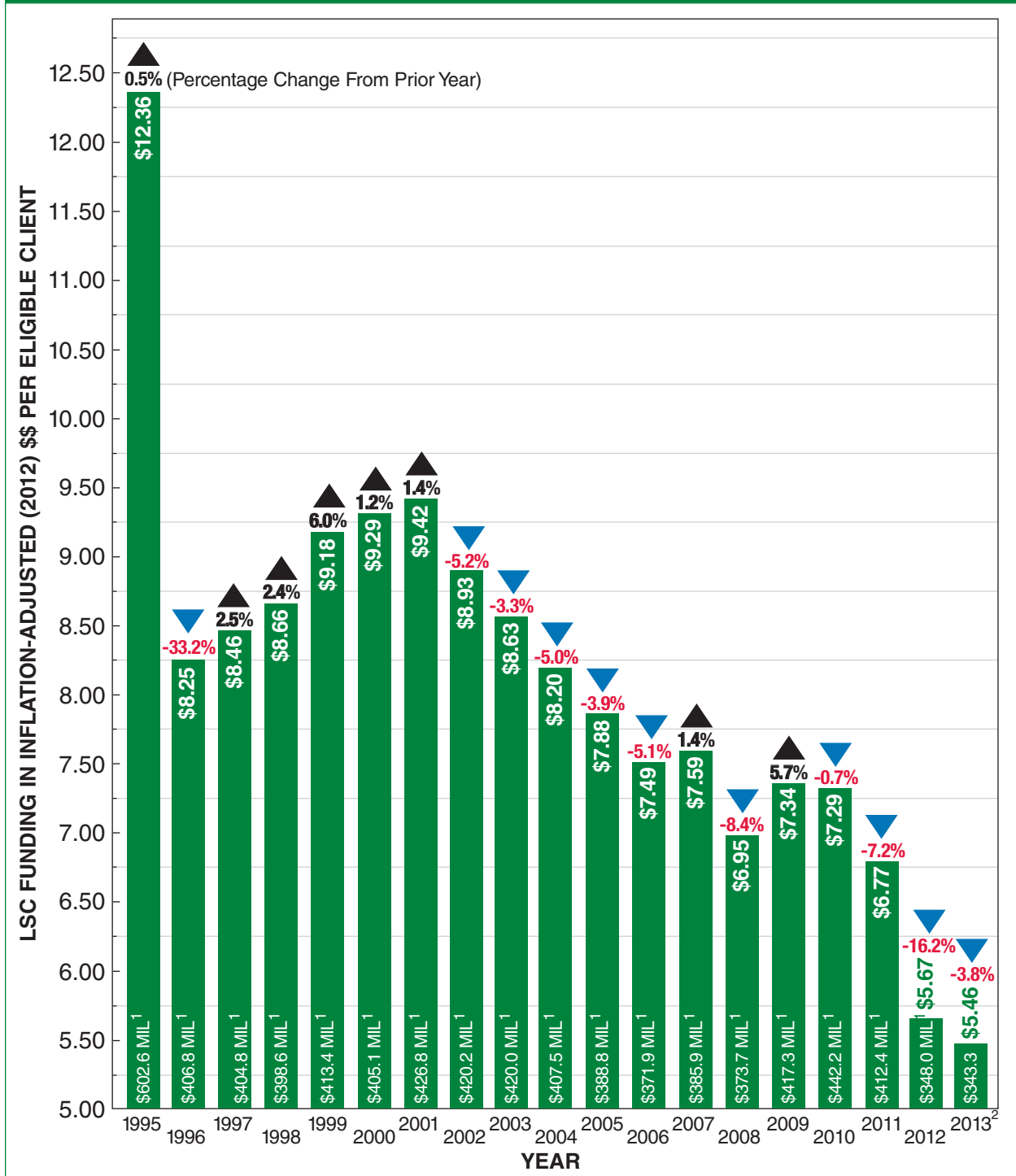
Despite the quantitative benefits of legal aid, funding is declining. LSC received its largest appropriation, \$420 million, in FY 2010. Since that time, LSC's appropriation has been reduced by more than 17%. The reduction has been particularly tough on LSC grantees. In 2010, LSC funding represented 43.5% of grantees' total budget; today, it is just 41.5%.

LSC is currently funded at slightly less than 2008 levels (LSC's FY 2008 appropriation was \$350.5 million), and just \$50.1 million more than in 1980. If funding for LSC had kept pace with inflation since 1980, its FY 2013 appropriation would have been nearly \$838.4 million.⁷ The chart below compares LSC's funding history from 1980 to 2013, both in absolute dollars and adjusted for inflation.



The chart below shows the reduction in LSC funding per eligible client. The reductions are dramatic due in part to increases in the size of the poverty population.

LSC Funding in Inflation-Adjusted (2012) Dollars Per Eligible Client: 1995-2013



Source: Legal Services Corporation, LSC Historical Data and Projections (for 1994-2013 funding); United States Department of Labor, Bureau of Labor Statistics, CPI Inflation Calculator, http://www.bls.gov/data/inflation_calculator.htm (for 1994-2012 inflation adjustments); U.S. Bureau of the Census, Current Population Survey, Annual Social and Economic Supplements, Table 6, People Below 125 Percent of Poverty Level and the Near Poor: 1959 to 2011 (for persons below 125% poverty 1994-2011); LSC Projections (for 2012 and 2013 client eligible populations and 2013 inflation adjustments. (See "Project Calculations tab.")

Note: Appropriations do not include special supplemental emergency funds or Veterans Court funds.

¹Annual Appropriation Adjusted for Inflation in 2012 Dollars.

²Annual Appropriation (Continuing Resolution) Adjusted for Inflation in 2012 Dollars, expiring March 27, 2013.

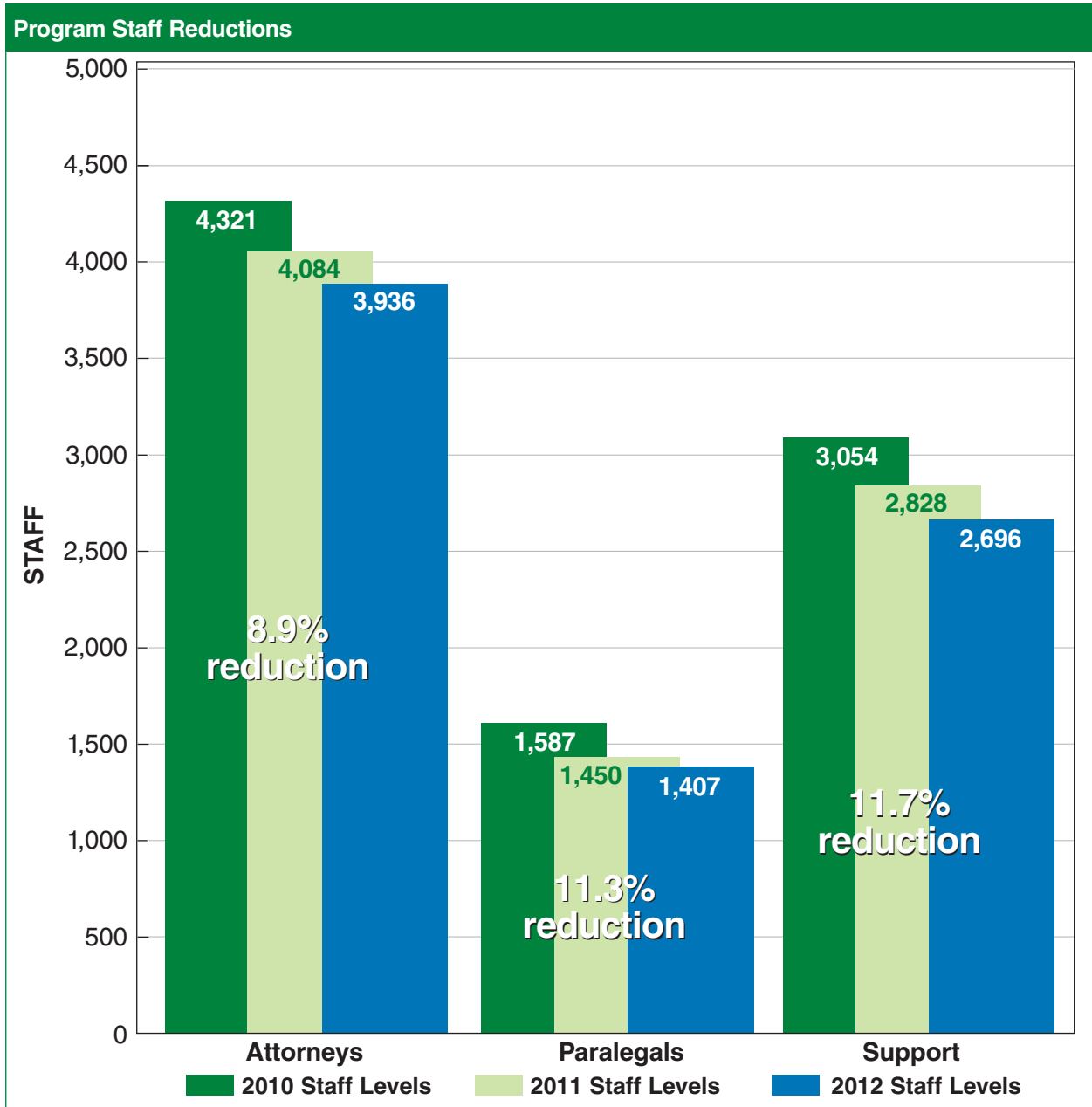
Twenty-seven states experienced reductions in their non-LSC funding in 2012, some by more than 15%. Maryland and New Jersey saw the biggest reductions, each losing approximately \$2.3 million between 2011 and 2012. Some of the hardest hit states also had the highest percentage of client-eligible populations. For example, Alabama, North Carolina, and Oregon all experienced reductions of 17% or more in their non-LSC funding sources, while 20% or more of their populations live at or below 125% of the federal poverty line. In addition, revenue from Interest on Lawyers Trust Accounts (IOLTA) programs—a source of significant support for civil legal aid providers—has collapsed due to historically low interest rates, falling 54.4% from its 2008 level and 16.2% from its 2011 level.

Impact of Decreased Funding

In 2011 and 2012, LSC surveyed its 134 grantees about the impact of funding cuts. The survey included questions on staff reductions, furloughs, salary freezes, benefit reductions, and office closures. With 97% of grantees reporting, it was clear that most grantees are experiencing financial distress, including office closures, staff reductions, and decreased client services.

Highlights of the results include:

- **Between 2010 and 2012, 923 full-time positions—385 attorneys, 180 paralegals, and 358 support staff—were eliminated** due to funding cuts. This represents a 10.3% loss of legal aid staff in just two years.
- Including attrition, LSC grantees reported a **total net reduction of 323 staff members in 2012**—almost half of which (45.8%) were attorneys.
- 56% of the responding grantees projected budget deficits for 2012 in the amount of \$22 million.
- More than 54% of grantees expected to freeze salaries in 2012 and anticipated reducing employee benefits.
- 72% of grantees anticipated making significant changes in client services in 2012 as a result of funding cuts.



LSC Grantees Provide Critical Constituent Services

The United States has the best justice system in the world, but unfortunately millions of Americans cannot access it because they cannot afford to do so. The poverty rate continues to be at an all-time high.⁸ In these difficult times, many constituents are seeking legal services for the first time. Some face homelessness because of an eviction or foreclosure. Others are seeking protection from an abusive spouse, or are fighting for custody of an abused or orphaned child. They may be Iraq or Afghanistan war veterans who have returned home to economic strain and face unique legal issues of their own. Or they may be elderly citizens who have fallen victim to fraud and lost their life savings.


LSC-funded legal aid ensures that eligible constituents will not have to navigate the legal system alone. LSC grantees provide quality legal counsel—at no cost—to low-income constituents who could not

otherwise afford an attorney. They employ experienced legal professionals who are subject-matter experts in the civil legal matters affecting the poor:

- **Family law:** LSC grantees help parents obtain and keep custody of their children, family members secure guardianship of orphaned and abused children, and victims of domestic violence get protective orders. More than a third of all cases closed by LSC grantees are family law cases.
- **Consumer Issues:** Many cases involve protecting the elderly and other vulnerable individuals from being victimized by unscrupulous lenders and providing advice on debt management and mitigation.
- **Housing and Foreclosure Cases:** The second largest category of all cases closed, these matters involve helping to resolve landlord-tenant disputes, avoid wrongful foreclosures or renegotiate their mortgages, and assisting renters whose landlords are being foreclosed upon.
- **Income Maintenance:** LSC grantees also help clients obtain veterans, unemployment, disability, and healthcare benefits for which they are eligible and provide representation in cases when benefits are wrongfully denied.

LSC grantees make real, lasting differences in the lives of constituents every day.

- John*, a member of the Illinois National Guard who served several tours in Afghanistan, lives in Chicago with his wife and three children. When the economy turned down, John's employer reduced his hours and he fell behind on the family's mortgage. John filed for bankruptcy to avoid foreclosure. A high-volume "bankruptcy-rescue company" contacted John and persuaded him that, under their program, he could get out of bankruptcy and qualify for a new, affordable home loan. But the company actually transferred title to his home in a way that exhausted the home's equity and made it nearly impossible to get back. The **Legal Assistance Foundation of Metropolitan Chicago (LAF)** filed suit against the predatory lender (which had been found to violate consumer protection laws in other states) to get John's home back. LAF attorneys negotiated a settlement for John: the company released him from the loan and paid him \$11,000, which John used as a down payment on a new home for his family.



- Kimberly*, a mother of three young children, suffered a long history of verbal, physical, and sexual violence at the hands of her husband, a police officer. On one occasion, he punched Kimberly in the head as she held their infant, causing her to fall onto the baby. He threatened to report her as an abusive parent and get custody of their children. Fearing for her safety and believing he would make good on his threats, Kimberly contacted **Community Legal Services (Arizona)**, which collaborated with a pro bono attorney from their Volunteer Lawyers Program to help Kimberly. Her attorney was able to assist her in securing safe housing, custody of her children (with supervised visitation at a neutral location for the father), and child support. Her husband was also ordered to complete an anger management program. For the first time in years, Kimberly no longer awakens with feelings of fear and hopelessness.

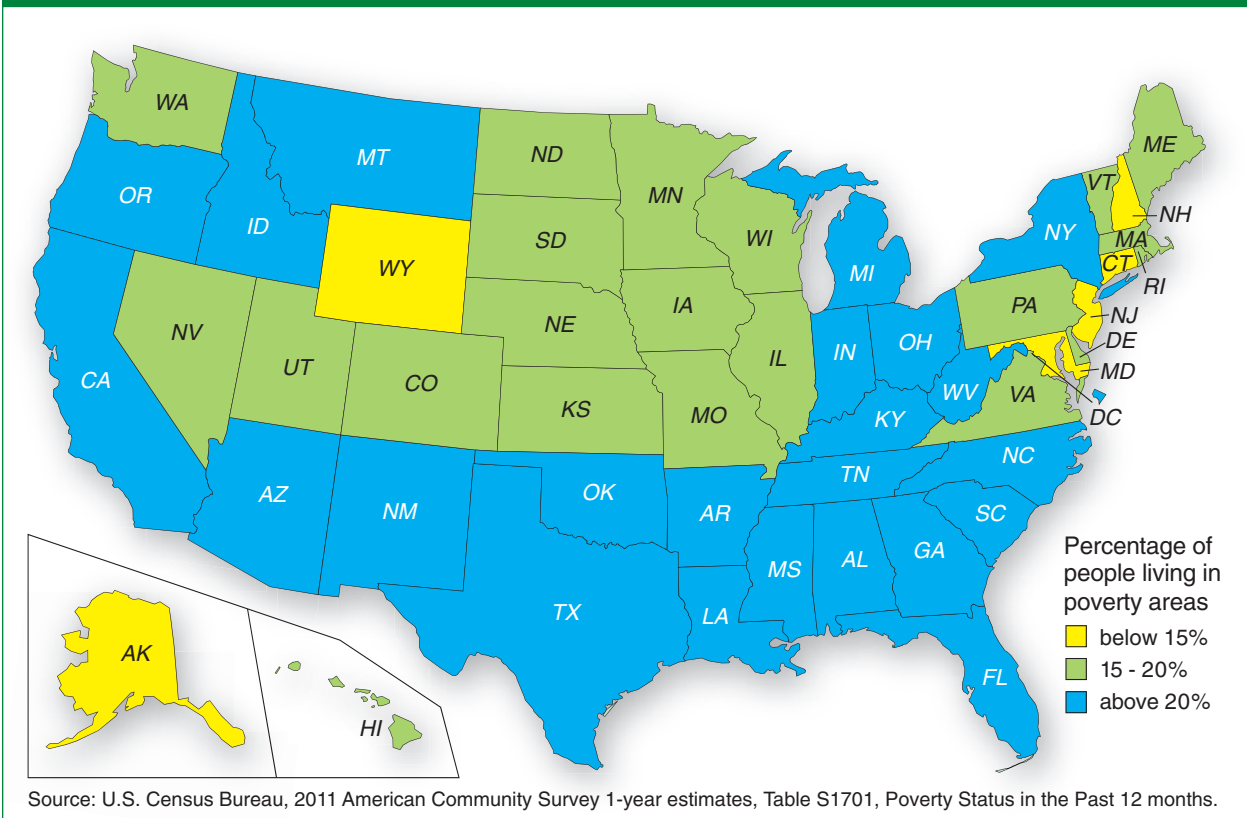


More Constituents Eligible for LSC-Funded Legal Aid

The number of Americans eligible for LSC-funded legal assistance, *i.e.* those living at or below 125% of the federal poverty line, continues to be at an all-time high. In 2007, before the economic downturn, 50.8 million Americans were eligible for LSC-funded legal services. In 2012, LSC estimates, based on projections calculated using the U.S. Census Bureau's 2011 poverty data and Brookings Institution poverty population formula, that nearly one in five—61.8 million Americans—were eligible for services, a 21% increase since 2007. In 2012, these Americans had incomes of no more than \$13,963 for an individual and \$28,813 for a family of four (at or below 125% of poverty).

The map below shows the geographic concentrations of the eligible client population—those living below 125% of the federal poverty line—in 2011. The following states have the highest concentrations of eligible client populations: Mississippi (29.1%), Louisiana (25.8%), Arkansas (25.4%), Alabama (24.9%), South Carolina (24.7%), Kentucky (24.6%), Georgia (24.5%), and West Virginia (24.2%).

Geographic Location of Eligible Client Populations



Going Forward

As part of its mission, LSC works to promote the rule of law, and enhance respect for the nation's civil legal system.

With millions of Americans in poverty or at risk of sliding into poverty, increased appropriations for civil legal aid have never been more critical. The number of low-income, working families has grown significantly in recent years. While the nation's economy is improving, non-profit social service organizations report seeing increases in clients with no previous connection to traditional safety-net

programs.⁹ Similarly, LSC grantees report that the newly unemployed are increasingly seeking legal assistance for a myriad of matters and that, overall, they are accepting and serving more suburban clients.¹⁰ And, as noted earlier, 19.68%, of Americans were eligible for LSC-funded services in 2012.

In FY 2014, LSC will continue to work with its grantees to maximize their efficiency, effectiveness, and quality; to promote innovation in the delivery of legal services; and to serve as many constituents as possible. Enhanced oversight and additional training will help ensure that LSC funds are well managed and efficiently spent to provide civil legal assistance to clients and to help grantees improve their effectiveness. Increased funding will help meet the critical needs of grantees and the low-income clients they serve, and enable LSC to serve as the leading voice for civil legal aid to poor Americans while achieving high standards of fiscal responsibility.

BASIC FIELD GRANTS

LSC requests \$451,300,000 for Basic Field Grants in FY 2014. This represents approximately 92% of the overall budget request. These grants are distributed on a competitive basis to 134 nonprofit legal aid organizations to help address low-income Americans' civil legal problems.

Safeguarding Basic Legal Needs of Poor Constituents

LSC grantees help constituents who live in households with annual incomes at or below 125% of the federal poverty guidelines—in 2013, \$14,363 for an individual, \$29,438 for a family of four. Eligible constituents span every demographic and live in rural, suburban, and urban areas. They include the working poor, veterans and military families, homeowners and renters, families with children, farmers, the disabled, and the elderly.

LSC grantees provide a variety of legal services to constituents, including:

- Individual legal counsel;
- Clinics, often staffed by pro bono attorneys, where legal problems can be identified and addressed on-site or scheduled for additional assistance if needed; and
- Advice and self-help materials (delivered via workshops, telephone help lines, online chat tools, downloadable court forms, etc.) that help people understand their rights and responsibilities, when legal assistance may be needed and where to find it, and how to get assistance with self-representation when necessary.

Keeping Families in Homes: *Representation in Foreclosure and Eviction Actions*

Almost all LSC grantees report handling foreclosure cases, and more than 40 LSC grantees have established specialized foreclosure units. LSC grantees closed 18,954 foreclosure cases in 2012. LSC grantees expect to continue handling labor-intensive and complex foreclosure and predatory lending cases in coming years.


Many homeowners facing foreclosure have legitimate legal defenses that require the skills of an experienced attorney. Low income constituents look to legal aid attorneys to advocate their legal rights in these complex cases. LSC grantees also help homeowners trying to save their homes through loan modifications. LSC grantees have partnered with experienced pro bono attorneys and statewide groups to ensure that low-income homeowners are treated fairly during the foreclosure process.

Many constituents continue to face foreclosure without a lawyer, representing themselves in court and mediation sessions. A 2011 report by the Brennan Center for Justice at the New York University School of Law found that in 93% of New Jersey foreclosure cases in 2010, defendants had no attorneys on record, and that in Franklin County, Ohio, homeowners in 87% of cases scheduled for mediation did not have legal representation in 2009 and 2010.¹¹

LSC-funded attorneys help clients navigate through the legal system, renegotiate their client's predatory loans, litigate claims to protect homeowners from unscrupulous lenders, and help tenants when a landlord's property is in foreclosure. LSC grantees also help guard against predatory lending scams.

LSC grantees have saved clients' homes by stopping or rescinding foreclosure sales; restructuring mortgage loans with lower balances, interest rates, and monthly payments; and negotiating short pay-offs of mortgage loans using reverse mortgage proceeds for senior homeowners. Since November 2005, Atlanta Legal Aid attorneys have obtained almost \$3.7 million in mortgage balance reductions (through loan modifications, cancellations, or reverse mortgage short payoffs for seniors). Between September 2007 and October 2011, the grantee's attorneys have obtained loan modifications that on average have reduced the monthly mortgage payments by 38%.

- Mrs. Johnson*, an 87 year old retired home-healthcare worker on a fixed income of \$1000 per month, refinanced her home with something called a "pay option adjustable rate mortgage." This means that the amount of the monthly payment was not actually based on paying the loan back. Mrs. Johnson made payments on time, but fell behind on the mortgage because, much like a credit card, the interest was greater than the minimum payment. When she came to **Atlanta Legal Aid Society**, she had paid \$30,000 toward her mortgage but owed \$10,000 more than when she took out the loan. Mrs. Johnson was a victim of predatory lending, and when confronted with the facts by legal aid attorneys, the bank agreed to accept a short payment of \$50,000 rather than the \$160,000 they claimed was owed. Mrs. Johnson's predatory mortgage is now paid off, and she can live in her home without making payments for the rest of her life.



- The Cruzes* were an everyday family with three school-aged children. They got behind on their mortgage when Mr. Cruz was injured on the job. Their mortgage lender had



agreed to a loan modification, but then suddenly backed out and foreclosed on the home. Afraid that they might be homeless and that their children would be forced to change schools, the Cruzes reached out to **Legal Aid of North Carolina (LANC)**. LANC attorneys filed a breach of contract complaint on the family's behalf, seeking a temporary restraining order in order to prevent the padlocking of the Cruz home. After a year and a

half of negotiations during which the Cruzes were able to remain in their house, a settlement was reached. LANC negotiated a new loan modification with a low interest rate and great terms, saving the Cruzes nearly \$6,600 in fees. Mr. Cruz is working full-time again, and the family remains in their home.

Fighting Predatory Lending and Financial Abuse: *Representation in Debt Relief Disputes and Bankruptcy Proceedings*

LSC grantees report that they continued to handle a significant number of debt relief, bankruptcy, and consumer finance cases in 2012. LSC grantees closed 31,052 bankruptcy/debt relief, 7,169 consumer finance, and 40,297 collection/repossession cases in 2012.

LSC grantees have obtained relief for elderly couples who were duped by scams that left them in debt and at risk of losing their homes, helped homeowners obtain loan modifications, and have filed bankruptcy on behalf of clients in difficult circumstances who lacked income to pay their bills. For example:

- Miss Sue's* daughter Amy* took over her financial affairs when she could no longer manage them for herself. Without Miss Sue's knowledge, Amy forged her mother's signature and refinanced her mortgage several times, receiving thousands of dollars in the process. Amy eventually failed to pay her mother's mortgage and foreclosure proceedings were initiated. Miss Sue was referred to the **Maryland Legal Aid Bureau, Inc. (LAB)** for assistance. Because the signatures looked authentic and notaries had acknowledged them, the case was challenging. But LAB attorneys hired an expert who determined the signatures were forged. With that expert testimony in hand, LAB filed a lawsuit to stop the foreclosure. LAB negotiated a settlement with the mortgage company, which agreed to pay Miss Sue \$19,000 (the estimated equity at the time of the first refinancing) and released her from further liability.



signature and refinanced her mortgage several times, receiving thousands of dollars in the process. Amy eventually failed to pay her mother's mortgage and foreclosure proceedings were initiated. Miss Sue was referred to the **Maryland Legal Aid Bureau, Inc. (LAB)** for assistance. Because the signatures looked authentic and notaries had acknowledged them, the case was challenging. But LAB attorneys hired an expert who determined the signatures were forged. With that expert testimony in hand, LAB filed a lawsuit to stop the foreclosure. LAB negotiated a settlement with the mortgage company, which agreed to pay Miss Sue \$19,000 (the estimated equity at the time of the first refinancing) and released her from further liability.

Helping Military Veterans: *Representation in Benefit Appeals and Other Legal Matters*

Consistent with the overall rise in poverty, the percentage of veterans in poverty has increased significantly in recent years, rising from 5.4% in 2007 to nearly 7% in 2010, according to a report prepared by the chairman's staff of the U.S. Congress Joint Economic Committee. In all, more than 1.4 million veterans are living in poverty, and over 1 million more veterans are at risk of slipping into poverty. Poverty rates are highest for post-9/11 veterans: 12.4% of post-9/11 veterans were living in poverty in 2010.¹²

Many veterans who served in combat zones in Iraq and Afghanistan are coming home to legal problems—such as child custody disputes, evictions, and denials of earned benefits—that LSC grantees handle regularly. A growing number of grantees are partnering with veterans associations, advocates, and service providers to conduct outreach and expand legal services to veterans.

- Sean* was an Iraq War veteran who performed counterinsurgency work while overseas. When he returned home to New York City, he could find only part-time work. When Sean applied for a position at JFK International Airport with the Transportation Security Administration (TSA), he had high hopes of finally securing a new career. But a routine TSA pre-employment credit check revealed that he had defaulted on a \$10,000 debt, disqualifying him from the job. Sean was frustrated and baffled; he had *never* accrued any significant debt. He came to **Legal Services of NYC's Veterans Justice Project** for help. Upon further investigation, LSNYC attorneys learned that the



disqualifying debt was the result of a scam: an online company had asserted that Sean owed thousands of dollars for breaking a nonexistent contract. LSNYC worked with the various credit bureaus to remove the fraudulent entry from Sean's credit report. Sean's TSA application was reinstated, and his good credit restored.

- Carl* was a disabled Vietnam veteran who came to **Legal Services of North Florida** because he was about to lose his mobile home. He could not work and had no income. He applied for but was denied U.S. Department of Veterans Affairs (VA) benefits. Legal Services contacted the VA and Senator Bill Nelson's office and, together, they were able to have Justin's disability evaluated at no cost and his case reviewed by the VA in just 30-day's time. As a result, Carl was awarded 100% of his disability benefits, was able to save his land, and purchase a newer, more affordable mobile home in which to live.



Historically, there has been little collaboration between legal aid organizations and military legal assistance providers or non-lawyer veterans advocacy organizations. But LSC and the VA have been committed to changing that. Under an initiative begun in 2010, LSC is working to improve access to justice for low-income military veterans and for military families. As part of this initiative, LSC supports www.StatesideLegal.org, a national Web-based resource developed by **Pine Tree Legal Assistance** in Maine with a Technology Initiative Grant from LSC. StatesideLegal.org is a free resource for low-income individuals with a military connection, including veterans, current members of the military, and their families. The website provides information on disability benefits, employment matters, and legal protections for service members confronted with foreclosure proceedings.

LSC also began an awareness campaign, known as the **Vet Center Program**, with the Veterans Affairs Department's Readjustment Counseling Service to share information about legal services and to create appropriate referral systems to minimize veterans' frustrations in obtaining advice and representation on civil legal problems.

In recent years, LSC grantees have developed several notable initiatives to serve veterans. They include:

- The **Veterans Justice Project** of **Legal Services NYC**, which partners with veterans' health clinics to provide legal services to veterans, service members, and their families, to prevent evictions and foreclosure, protect victims of domestic violence, and address other legal needs.
- The **Bill Smith Homeless Veterans Project** at the **Legal Aid Foundation of Los Angeles**, assists veterans who are homeless or at imminent risk of becoming homeless on a wide range of legal issues.
- The **Veterans' Rights Project** at the **Legal Aid Foundation of Metropolitan Chicago**, helps veterans secure VA benefits and protect their legal rights on consumer, housing and related issues.
- The **Kentucky Corps of Advocates for Veterans** at the **Legal Aid Society of Louisville**, a collaboration with the state bar, the courts, the Kentucky Department of Veterans, and veterans service organizations to increase legal assistance available to veterans.



Medical-Legal Partnerships

Every day, unmet legal needs keep vulnerable Americans from getting and staying healthy. Children live in unsafe housing. Seniors are wrongly denied insurance and long-term care coverage. Injured veterans return home without access to durable medical equipment like wheelchairs and walkers. In each of these cases, traditional healthcare services—no matter how expertly administered, and no matter how capable and compassionate the clinician—will not improve individuals' health. Rather, legal assistance is crucial to negotiate with unscrupulous landlords and utility companies, appeal wrongfully denied insurance claims, and facilitate access to veteran benefits and services.

More than 50 LSC-funded organizations have formed medical-legal partnerships (MLPs) with healthcare providers such as hospitals and community health centers to improve the health and well-being of vulnerable individuals, children, and families by integrating legal assistance into the medical setting. Just as a patient may be referred to a cardiologist for a heart problem, a healthcare provider can refer a patient to an on-site attorney when an underlying legal problem, like an insurance or benefit denial, is preventing the patient from receiving needed care.

- Ben* was 7 months old when he was referred to the **Legal Aid Society of Greater Cincinnati** by Cincinnati Children's Hospital. His diagnosis was severe plagiocephaly and brachycephaly, conditions that can result in permanent facial deformity and life-long medical problems. Doctors prescribed a baby helmet, which would provide a painless pathway for symmetrical skull growth if worn while Ben's skull was still growing. Ben's insurance application for the helmet was denied as a "non-covered service." Legal aid took action on Ben's behalf and won approval of the helmet through out-of-court negotiations. As a result Ben was provided a helmet and his treatment was successful.



Protecting Victims of Domestic Violence: *Representation in Protective Order, Divorce, and Child Custody Proceedings*

Family law cases represent about one-third of the cases closed by LSC grantees each year, and the legal services provided to victims of domestic violence are among the most important. Studies show that domestic violence occurs more frequently in households facing economic stress.¹³ Victims of domestic violence often require assistance with several domestic relations matters simultaneously, including protective orders, child custody and support, and divorce.

LSC's grantees are on the front lines with law enforcement authorities in protecting those facing family violence and abuse. In 2012, LSC grantees closed 46,658 domestic violence cases, including the following:

- Randy* was physically abusive to his wife, Gina*, and their children, especially when he was drinking. One day, Randy announced he was leaving to move in with a girlfriend and vowed never to pay Gina a dime of child support. Struggling to make ends meet on a single income, Gina and her children lived in a house with no heat, a leaking roof, and electrical problems. She feared that Social Services would take away her children. Gina contacted **Iowa Legal Aid** for help. Legal Aid helped her file for custody of her children, secure appropriate child support, and relocate to a new, habitable apartment.



- Sarah* had depleted her life savings trying to end her children's unsupervised visits and telephone contact with their abusive father. Sarah's daughter often returned from visits with bruises on her arms where her dad had grabbed her in anger. During one such visit, he struck the girl and threw her against the outside of his trailer. Her twin brother tried unsuccessfully to intervene and both children returned home terrified. That's when Sarah contacted **Neighborhood Legal Services Association (PA)**. At the protection from abuse hearing, NLSA presented a trail of evidence from Children and Youth Services, the state police, and the county crisis shelter that resulted in a final order of protection. The order provided for supervised visitations at a neutral location and restricted phone contact for three years. Sarah's children feel safer on visits and more relaxed at school and at home, knowing that their father can no longer call and upset them. For the first time since the divorce, the family is enjoying a peaceful life.



Protecting Income Streams in the Face of Job Loss: *Representation in Unemployment Benefit Appeals*

LSC grantees assist unemployed, eligible clients in economic distress. Many of these workers have lost their job through no fault of their own, or have been forced to leave their job as a result of domestic violence, a health condition, or for some other good cause, and may be eligible for unemployment benefits. When grantees are able to help low-income workers seek fair treatment and obtain unemployment benefits, their clients can pay rent, mortgages, consumer debt, provide for their families, and avoid more costly use of other public benefits. Many LSC grantees participate in community events to provide general legal advice to the unemployed and develop materials to assist clients in filing appeals that will not be rejected on administrative or procedural grounds.

- Brenda* was fired from her waitressing job of several years because her manager said that the money she turned in was short by more than \$50. She had turned in all the money that she had, but it was not counted in front of her. She had been a good employee and was surprised when she was fired. **Atlanta Legal Aid Society** took Brenda's case all the way to the Georgia Court of Appeals. The court ruled in Brenda's favor and she received more than \$21,000 in unemployment benefits, which helped her move to an apartment closer to her new job.



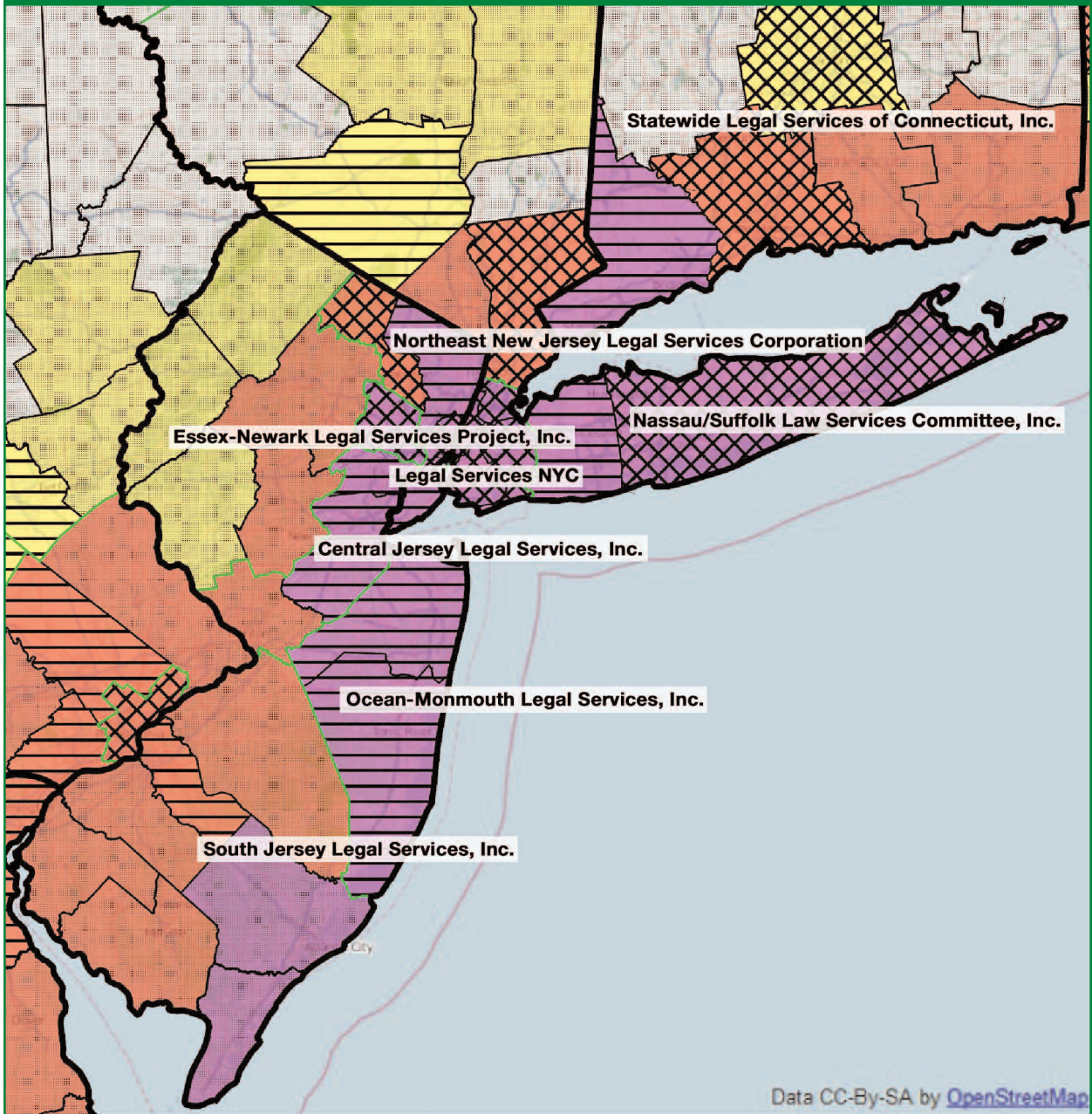
Responding to Natural Disasters

In the seven years since Hurricane Katrina, LSC has built a network of legal services and other organizations to help its grantees better serve clients when disaster strikes. The fruit of that effort was especially evident in 2011 and 2012, when LSC assisted grantees in more than 30 states with disaster preparation and response.

In 2011, after the largest outbreak of tornadoes in U.S. history ripped through seven southern states in April, followed in May by a catastrophic EF5 multiple-vortex tornado that devastated Joplin, Missouri, followed by back-to-back hurricanes that caused massive flooding in Vermont and other eastern seaboard states, LSC provided grantees access to the expertise and information they needed. Additionally, Legal Services Alabama, Legal Aid of Western Missouri, and Legal Services Law Line of Vermont each received emergency grants from recovered basic field funds to help meet the increased demand for services resulting from the disasters.

Just a few days after Hurricane Sandy struck in 2012, legal aid programs in the hardest-hit areas of New York and New Jersey began providing assistance to survivors via telephone hotlines, FEMA Disaster Recovery Centers, neighborhood-based legal clinics, community legal education presentations, and online and printed information. With tens of thousands of homes destroyed by Hurricane Sandy, LSC grantees reported that clients needed legal help with a wide range of storm-related housing issues, including improper evictions, denial of insurance claims or inadequate reimbursement by insurance companies, delays in critical repairs, and home repair scams. In addition to direct service, legal aid lawyers have been recruiting and training pro bono attorneys and participating in long-term community recovery groups.

Hurricane Sandy and the Eastern Seaboard Poverty Population



Data CC-By-SA by [OpenStreetMap](#)

Sources:

- Primary Hurricane Sandy map produced by the FEMA Modeling Task Force (FEMA-MOTF). "Hurricane Sandy Composite Surge/Precipitation/Wind Map: County Impact Analysis," 26 November 2012.
- Poverty Data is from the U.S. Census Bureau, 2007-2011 American Community Survey, 5-year Estimates, S1701.
- Base map (c) OpenStreetMap and contributions, CC-BY-SA.

County Impact Analysis (FEMA)

- Very High (10,000+ people)
- High (500-10,000 people)
- Moderate (100-500)

Poverty Population by County (125% of poverty level)

- Very High Poverty (100,000+ people)
- High Poverty (50,000 to 100,000 people)
- Moderate Poverty (5,000 to 50,000 people)

In addition to responding to specific disasters, LSC maintains regular communication with the American Red Cross and FEMA to ensure a coordinated response when disaster does occur, and convenes national Legal Aid Disaster Network calls to address disaster-related issues as needed.

The National Disaster Legal Aid website—www.disasterlegalaid.org—is sponsored by LSC, the American Bar Association, the National Legal Aid & Defender Association and Pro Bono Net. The website was launched in November 2008 to help disaster victims recover from hurricanes, fires, floods and other disasters.

The legal problems of people affected by disasters continue for years following the actual event. The issues involve landlord/tenant disputes, rent-gouging by unscrupulous landlords, temporary housing problems, consumer fraud and domestic violence from disaster-related distress. Health and environmental problems arise from the cleanup of homes and buildings.

The disaster website consists of three information sections:

- **For People Who Need Help** provides state-by-state links and information on how to find a legal aid or pro bono attorney, locate emergency and temporary housing, file insurance claims and understand legal rights.
- **For Legal Aid Attorneys** provides disaster materials and manuals, FEMA updates and LSC directives. This section recently added the Business Bankruptcy Primer prepared by the American Bar Association's Business Bankruptcy Committee.
- **For Pro Bono Attorneys** contains information for lawyers and legal professionals who want to volunteer during disasters or help people affected by disasters.

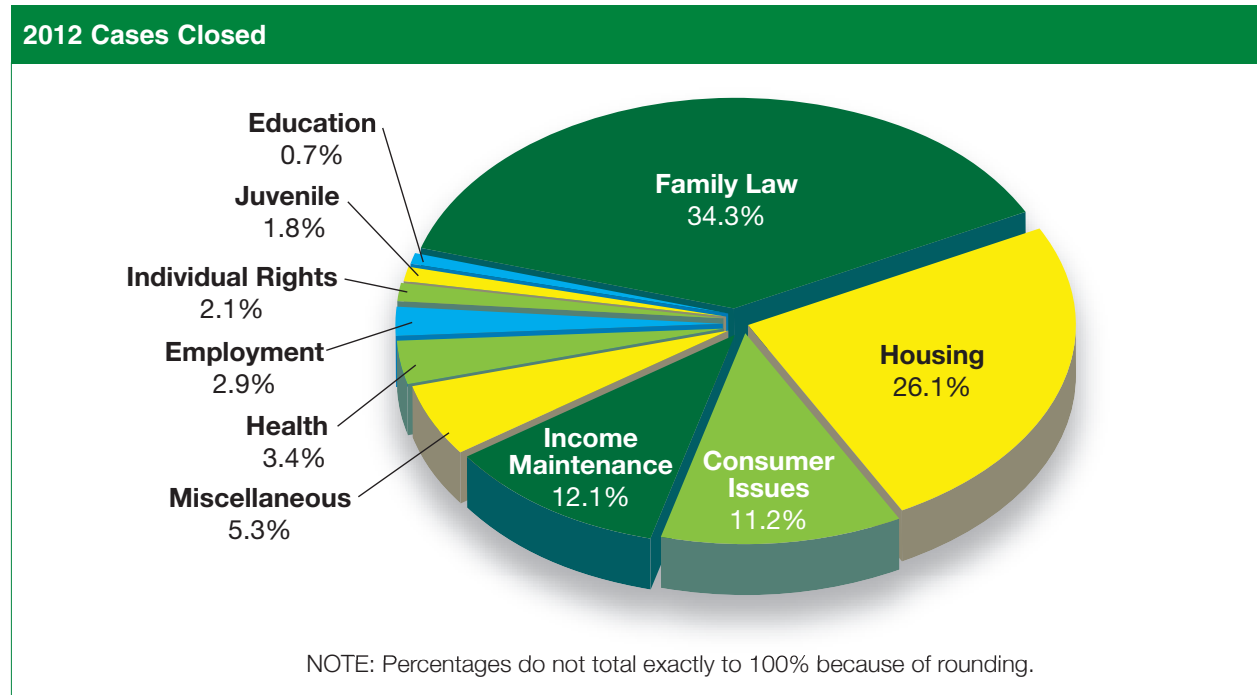
Cases Closed by Grantees in 2012

LSC grantees have worked tirelessly to leverage limited resources through public-private-partnerships, pro bono contributions, technology, and other creative delivery systems to maintain the same level of client services as in years past. But reduced funding has taken its toll. LSC grantees can no longer provide more services with less funding.

On the heels of a cumulative 17% reduction in federal funding since 2010, LSC-funded programs closed 809,830 cases in 2012—a 10% decline from the previous year. That reduction reflects 5.5% fewer domestic abuse cases; 10.1% fewer child custody and visitation cases; 13.5% fewer child support cases; 9.6% fewer paternity cases; 10.7% fewer landlord/tenant cases; 22.8% fewer housing discrimination cases; and 38.7% fewer mental health/civil commitment cases.

The following charts show the types of cases handled by LSC grantees and the amount of grant funding LSC expects to award to each state and territory in FY 2013. LSC apportions its basic field grants based on the number of persons living in poverty within each geographic service area. LSC has previously used decennial census data to determine poverty rates. In the new Continuing Resolution for FY 2013 (the Consolidated and Further Continuing Appropriations Act of 2013), Congress has directed LSC to change the distribution of grants based on updated census data; the change is to be phased in over two years, in FY 2013 and FY 2014. The legislation directs LSC to

use updated census data every three years. The chart shows broad shifts in the anticipated geographic distribution of poverty populations since LSC's last apportionment in 2003.



The common types of legal problems experienced by clients in 2011 cases closed are grouped in ten broad Legal Problem Categories as set out below:

CONSUMER/FINANCE	Bankruptcy/Debtor Relief; Collection (Including Repossession/Deficiency/Garnishment/Creditor Harassment); Contracts/Warranties; Predatory Lending Practices; Loans/Installment Purchase (Not Collections); Public Utilities; Unfair and Deceptive Sales and Practices (Not Real Property)
EDUCATION	Disciplinary Actions (Including Expulsion and Suspension); Special Education/Learning Disabilities; Access (Including Bilingual, Residency, Testing); Vocational Education
EMPLOYMENT	Employment Discrimination; Wage Claims and other FLSA (Fair Labor Standards Act) Issues; EITC (Earned Income Tax Credit); Taxes (Not EITC); Employee Rights
FAMILY	Child Custody & Support; Divorce/Separation/Annulment; Adult Guardian/Conservatorship; Name Change; Parental Rights Termination & Adoption; Paternity; Domestic Abuse
HEALTH	Medicaid/Medicare; Children's Health Insurance Programs (CHIP); Home and Community Based Care; Private Health Insurance
HOUSING	Landlord/Tenant Disputes; Housing Discrimination; Mortgage Foreclosures and Predatory Lending/Practices
INCOME MAINTENANCE	TANF, Food Stamps; Social Security (Not SSDI), SSDI, SSI; Unemployment Compensation; Veterans Benefits
INDIVIDUAL RIGHTS	Mental Health; Disability & Civil Rights; Human Trafficking
JUVENILE	Delinquency; Neglected/Abused/Dependent; Emancipation/Guardian/Conservatorship
MISCELLANEOUS	Indian/Tribal Law; Torts; Wills, Trusts & Estates, Advance Directives/Powers of Attorney

Estimated Total LSC Funding by State Based on FY 2013 Continuing Resolution (CR) with Full Adjustment for 2011 ACS Poverty Population Estimates					
State	FY2013 CR Funding	Poverty Population Decrease/Increase	Poverty Population Share Change: 2000 - 2011	2013 CR Funding with Full Adjustment for Change in Poverty Population	Funding Change with Full Poverty Pop. Adjustment
Alabama	\$6,105,651	194,386	-8.614%	\$5,579,711	-\$525,941
Alaska	\$1,215,708	22,133	-8.841%	\$1,153,531	-\$62,177
Arizona	\$9,187,376	504,832	23.132%	\$10,600,885	\$1,413,509
Arkansas	\$3,601,457	144,099	-3.504%	\$3,475,279	-\$126,178
California	\$41,997,645	1,412,673	-7.061%	\$39,091,307	-\$2,906,338
Colorado	\$3,492,830	285,243	23.904%	\$4,305,999	\$813,169
Connecticut	\$2,268,828	118,342	4.078%	\$2,377,151	\$108,323
Delaware	\$611,364	34,930	7.202%	\$655,392	\$44,029
DC	\$957,701	(-) 137	-28.608%	\$683,726	-\$273,975
Florida	\$17,077,958	1,220,827	16.174%	\$19,840,116	\$2,762,157
Georgia	\$9,041,695	793,950	26.380%	\$11,426,859	\$2,385,164
Hawaii	\$1,532,823	38,195	-10.370%	\$1,396,382	-\$136,440
Idaho	\$1,362,394	106,295	22.568%	\$1,655,966	\$293,572
Illinois	\$11,299,640	588,007	4.015%	\$11,753,345	\$453,705
Indiana	\$4,893,324	451,533	29.171%	\$6,320,773	\$1,427,449
Iowa	\$2,256,573	120,856	4.965%	\$2,368,618	\$112,045
Kansas	\$2,255,008	125,638	6.314%	\$2,397,396	\$142,388
Kentucky	\$5,432,191	190,181	-6.630%	\$5,072,019	-\$360,172
Louisiana	\$7,443,950	57,262	-23.709%	\$5,679,066	-\$1,764,884
Maine	\$1,296,407	46,947	-3.752%	\$1,201,722	-\$94,684
Maryland	\$3,836,720	133,211	-6.812%	\$3,575,378	-\$261,342
Massachusetts	\$4,999,484	165,093	-7.938%	\$4,617,112	-\$382,371
Michigan	\$9,091,088	671,689	18.480%	\$10,742,288	\$1,651,200
Minnesota	\$3,554,152	241,494	16.852%	\$4,114,949	\$560,797
Mississippi	\$4,872,343	102,445	-15.157%	\$4,145,778	-\$726,565
Missouri	\$5,579,082	282,227	3.108%	\$5,752,482	\$173,399
Montana	\$1,273,493	15,699	-19.775%	\$1,051,493	-\$222,000
Nebraska	\$1,441,803	73,441	4.034%	\$1,498,705	\$56,902
Nevada	\$1,924,955	221,056	48.305%	\$2,793,947	\$868,992
New Hampshire	\$677,432	34,185	2.599%	\$704,682	\$27,251
New Jersey	\$6,119,393	197,708	-8.319%	\$5,610,301	-\$509,092
New Mexico	\$3,338,711	110,981	-4.400%	\$3,212,114	-\$126,597
New York	\$23,546,365	335,140	-19.620%	\$18,926,626	-\$4,619,739
North Carolina	\$8,591,441	722,296	25.339%	\$10,716,014	\$2,124,573
North Dakota	\$897,721	7,425	-21.293%	\$760,921	-\$136,799
Ohio	\$10,239,083	675,102	12.703%	\$11,539,749	\$1,300,666
Oklahoma	\$5,072,290	142,063	-7.846%	\$4,735,195	-\$337,095
Oregon	\$3,574,899	273,543	21.781%	\$4,315,450	\$740,551
Pennsylvania	\$11,405,985	391,879	-7.038%	\$10,603,190	-\$802,795
Rhode Island	\$1,052,659	28,271	-11.754%	\$930,401	-\$122,258
South Carolina	\$4,791,737	309,069	11.807%	\$5,357,487	\$565,750
South Dakota	\$1,723,526	14,781	-17.501%	\$1,576,738	-\$146,788
Tennessee	\$6,531,519	395,510	9.340%	\$7,141,534	\$610,015
Texas	\$27,296,691	1,511,149	6.130%	\$28,968,169	\$1,671,479
Utah	\$1,882,532	168,531	29.869%	\$2,421,539	\$539,007
Vermont	\$477,801	13,569	-11.044%	\$431,850	-\$45,952
Virginia	\$5,743,070	249,273	-1.382%	\$5,663,680	-\$79,390
Washington	\$5,625,812	316,888	8.472%	\$6,079,564	\$453,753
West Virginia	\$2,761,977	19,091	-24.197%	\$2,093,666	-\$668,311
Wisconsin	\$4,096,207	274,259	14.899%	\$4,684,600	\$588,393
Wyoming	\$642,835	7,852	-18.272%	\$555,298	-\$87,537
TERRITORIES					
American Samoa	\$303,884	(-) 2,936	-34.559%	\$198,867	-\$105,018
Guam	\$304,296	1,056	-26.349%	\$224,118	-\$80,178
Micronesia	\$1,559,585	(-) 21,079	-36.968%	\$983,037	-\$576,548
Puerto Rico	\$15,906,484	(-) 145,077	-34.220%	\$10,463,235	-\$5,443,248
Virgin Islands	\$305,511	(-) 11,308	-51.659%	\$147,689	-\$157,823
TOTAL	\$324,373,088	14,381,768		\$324,373,088	

Source: Legal Services Corporation, Office of Information Management, 2012 Grantee Funding Levels; U.S. Census Bureau: Census 2000: P87. POVERTY STATUS IN 1999 BY AGE : Data Set: Census 2000 Summary File 3 (SF 3) - Sample Data (with statutorily required adjustments for AK and HI); 2011 American Community Survey 1-Year Estimates, S1701. POVERTY STATUS IN THE PAST 12 MONTHS with statutorily required adjustments for AK and HI; Population data for territories other than Puerto Rico from U.S. Census Bureau, 2010 Census, DP-3-Geography [for each territory], Profile of Selected Economic Characteristics: 2010. **Notes:** (1) Change in poverty population for Micronesia based on change in poverty population of the Commonwealth of the Northern Marianas; data not yet available for other components of service area: the Federated States of Micronesia, the Republic of Palau, and the Republic of the Marshall Islands. (2) Funding data for states of CT, MA, ME, NH, RI and VT do not reflect adjustments for MMX-1 service area.

MANAGEMENT AND GRANTS OVERSIGHT

LSC requests \$19.5 million for FY 2014 for Management and Grants Oversight (MGO)—a \$2.5 million increase from current funding levels. As in previous years, this request continues to represent just 4% of LSC's overall appropriation request.

Funding for the Corporation's core grantmaking and oversight functions comprises nearly one-half of the overall MGO request. The proposed MGO budget also would allow LSC to implement the recommendations from the Fiscal Oversight Task Force (*see below*), and increase the number of grantee oversight visits performed annually.

The LSC FY 2013 MGO budget includes 106 positions—13 of which are currently open and which the Corporation hopes to fill in FY 2013 and FY 2014. The FY 2014 request would allow LSC to add three new employees.

The Chief Development Officer is a new position in the Executive Office for FY 2013. Given the current budgetary environment, LSC believes it prudent to explore opportunities for increased private support by working with foundations and individual donors.

The FY 2014 request would also set aside \$450,000 to implement web-based and in-house training initiatives to:

- Expand the provision of grantee board member training and dissemination of best practices on board governance and oversight in order to support better prepared and engaged board members who can conduct more informed oversight of their programs;
- Expand grantee staff and board training on fiscal oversight and management best practices to produce better internal controls and more effective management;
- Expand grantee staff and board training on LSC regulatory compliance requirements; and
- Provide other assistance on managing private attorney involvement, leadership mentoring, technology, and program development.

New, Business-Oriented Management

James J. Sandman, a former longtime managing partner at the international law firm of Arnold & Porter LLP, joined LSC as its 20th President in 2011. While LSC has always placed a premium on assessing the quality of services provided by its grantees, LSC has increased the emphasis on the fiscal oversight and compliance aspects of its grantmaking responsibilities under Jim's leadership .

Jim's management goals focus on performance measures and clear expectations. His new management team reflects these values. LSC's new Vice President for Grants Management—LSC's first such vice president—has first-hand grantmaking and fiscal management experience, and the Chief Information Officer has a track record of using technology to improve nonprofit management.

LSC Management is designing new processes to enhance its internal operations. It is in the process of revising policies on ethics, conflicts of interest (including issuing an annual conflicts survey to LSC staff), and whistleblowers; has improved communication and reporting between internal components, and is establishing on-the-job staff and management training programs.

Measuring Results—Public Welfare Foundation Grant to Improve Data Collection and Analysis

LSC currently employs a range of strategies and systems to collect data to document the need for and effect of civil legal aid for low-income Americans; to assess and improve its grantees' operations; and to equip its grantees with tools and resources to better evaluate, improve, and expand the services they provide to their client communities. These systems include LSC's Case Services Report (CSR) system, periodic surveys of grantees, evaluation of Census Bureau data, on-site assessments of grantees, and administration of the grants competition and renewal process.

In 2012, LSC applied for and received a grant of \$276,000 from the Public Welfare Foundation (PWF) to conduct an 18-month project designed to improve LSC's data collection and reporting mechanisms and to educate LSC grantees about collection, analysis, and use of data. The project closely relates to the first goal of LSC's strategic plan—to maximize the availability, quality, and effectiveness of LSC-funded legal aid programs.

The data collection and analysis project has three major objectives:

- Develop and implement an improved system for collecting and analyzing data from LSC grantees, so that LSC can obtain a fuller picture of grantees' operations, accomplishments, and limitations;
- Develop tools and resources that enhance LSC grantees' ability to collect and use data to design, assess, and improve their delivery strategies and program operations, and to demonstrate the need for and effect of the services they provide clients throughout the country; and
- Provide training and technical assistance that fosters LSC grantees' effective use of the tools and resources developed.

Using PWF funds, LSC has retained a data collection consulting firm to assist with the project and expects it to be completed in Fall 2014.

Ongoing Improvements to Grantee Oversight Operations

LSC's Fiscal Oversight Task Force

As part of LSC's commitment to sound fiscal oversight of its grantees, LSC's Board of Directors established the Fiscal Oversight Task Force (FOTF), comprised of individuals from the legal, accounting, Inspector General, and grantmaking communities, to review LSC's grantee fiscal oversight operations. The Board accepted and adopted the findings and recommendations of the FOTF in January 2012. The recommendations include creating a risk-based, integrated approach to financial oversight and consolidating management's three, separate oversight offices into one office called the Office of Grantee Assessment (OGA).

LSC's new Vice President for Grants Management is overseeing the implementation of the Task Force recommendations.

GAO Recommendations

In addition to focusing its resources on improving the Corporation's fiscal oversight operations, LSC has made significant progress in implementing the recommendations of the Government Accountability Office's (GAO) June 2010 report on LSC's Grant Awards and Grantee Program Effectiveness. To date, the GAO has closed or is in the process of closing 13 of its 17 recommendations. LSC continues to work on the remaining open recommendations, which primarily involve LSC's internal personnel management system and are subject to ongoing collective bargaining with LSC's employee union.

Internal Initiatives

The Office of Program Performance (OPP) continues to invest resources in program quality visits (PQV), program engagement visits (PEV), capability assessment visits (CAV), technical assistance, and other initiatives for grantee support. OPP has the primary responsibility for implementing the competitive grants application and awards process, sharing best practices for providing high quality civil legal services, and promoting innovative uses of technology by grantees. These initiatives are led by OPP staff. Temporary employees with expertise in legal services delivery systems supplement staff resources on program visits.

Most recently, OPP initiated a new tracking system as part of the grant competition evaluation process to gauge grantee implementation of prior program quality visit recommendations. This system allows LSC to better evaluate the fiscal and programmatic strength of grant applicants. The following chart demonstrates the recommendation implementation progress of grantees that were in competition during 2012:

States	Implemented	Implemented in Part	In Process of Being Implemented	Being Considered	Rejected	Grand Total
Arizona	6	0	10	0	0	16
California	10	2	15	2	2	31
Connecticut	11	4	4	0	0	19
Delaware	2	0	1	1	0	4
Florida	8	2	5	1	0	16
Georgia	0	0	0	2	0	2
Guam	12	0	5	0	0	17
Illinois	4	0	1	0	0	5
Kansas	12	1	3	0	0	16
Kentucky	5	0	0	0	0	5
Louisiana	0	0	7	2	0	9
Maine	3	2	2	4	1	12
Michigan	5	4	17	1	0	27
Micronesia	4	2	13	0	0	19
Minnesota	1	4	9	0	0	14
Mississippi	7	0	8	1	0	16
Missouri	9	4	5	0	0	18
Montana	6	0	8	0	0	14
New Jersey	22	2	28	0	0	52
New Mexico	5	2	6	0	0	13
New York	9	3	12	4	1	29
Ohio	0	0	3	0	0	3
Oregon	2	0	10	0	0	12
Pennsylvania	21	9	21	15	3	69
Tennessee	7	0	0	0	0	7
Texas	8	2	8	11	1	30
Virginia	0	0	2	2	0	4
Wyoming	4	1	6	3	0	14
Grand Total	183	44	209	49	8	493

The Office of Compliance and Enforcement (OCE) has the primary responsibility for monitoring grantee compliance with the LSC Act, regulations, and funding restrictions. OCE also enforces LSC's Accounting Guide; conducts oversight reviews as to compliance with the LSC Act and other LSC guidance, including fiscal-related regulations; initiates questioned cost proceedings; identifies required corrective actions and necessary follow-ups; and provides technical assistance and training.



2012 Oversight Actions and Accomplishments

In 2012, LSC's oversight staff conducted a total of 63 onsite visits in 35 states, the District of Columbia, and the Commonwealth of Puerto Rico.

OCE conducted 26 onsite visits of grantee operations—22 compliance oversight visits, 3 trainings, and 1 capability assessment—in California, District of Columbia, Florida, Illinois, Kentucky, Maine, Minnesota, Mississippi, Montana, New York, Ohio, Pennsylvania, Rhode Island, Tennessee, Texas, Virginia, Utah, and Wyoming. OCE anticipates completing another 26 onsite visits in 2013.

OPP conducted 37 onsite visits—19 program quality visits, 17 program engagement visits, and 1 capability assessment—in Arkansas, California, Colorado, Delaware, District of Columbia, Florida, Idaho, Indiana, Iowa, Louisiana, Massachusetts, Michigan, Minnesota, Mississippi, Missouri, Nebraska, Nevada, New Hampshire, New Jersey, New York, Ohio, Puerto Rico, South Dakota, Texas, Utah, Vermont, Virginia, Wisconsin, and Wyoming. OPP anticipates completing 40 onsite visits in 2013.

LSC continues to take appropriate corrective actions against grantees that do not comply with the LSC Act and other laws and regulations. Questioned-cost proceedings were completed against two grantees in 2012 and LSC recovered nearly \$56,000 as a result of questioned cost proceedings and/or investigations for disallowed costs from grantees. Also, LSC placed special grant conditions with rigorous reporting requirements on eight grantees for the 2013 grant awards.

PRO BONO INNOVATION FUND

LSC requests \$5,000,000 for FY 2014 to establish a Pro Bono Innovation Fund. This represents approximately 1% of the overall budget request. The Innovation Fund would support new and innovative projects that promote and enhance pro bono initiatives throughout the country. It would leverage federal dollars to increase free legal aid for low income Americans by engaging private attorneys.

Pro Bono Contributions Help Narrow the Justice Gap

The “justice gap”—the gap between the legal needs of the poor and the capacity of the civil legal assistance system to meet those needs—continues to grow as poverty levels soar and funding levels drop.

“The reality is that effective pro bono service by attorneys in private practice is possible only if these attorneys can rely upon the expertise and consistent community presence of LSC programs. Pro bono is not a panacea. All too often, pro bono is not available or appropriate for a wide range of matters and are often endemic in smaller cities and rural areas. Without a strong core of full-time advocates, pro bono simply does not work.”

—Esther F. Lardent, *President and CEO of the Pro Bono Institute*

LSC is committed to narrowing this gap. The assistance of pro bono counsel can help narrow the gap. Private practitioners, government attorneys, in-house counsel, retired lawyers, law students, and even non-lawyers are eager to assist by donating their time. Although pro bono volunteers cannot replace the excellent work of legal aid lawyers, many of whom are subject-matter experts in the issues facing the poor, the private bar can make important contributions to closing the justice gap.

LSC is already seeing results from its efforts to engage the private bar. In 2012, pro bono attorneys closed 80,209 cases for LSC-funded organizations—a 38.9% increase from 2008. This significant contribution of volunteer time underscores LSC’s success as a public-private partnership.

But creating and maintaining robust and effective pro bono initiatives require the investment of considerable time, infrastructure, relationship-building, training, coordination, oversight and money from both the legal community and public funders. As recommended by LSC’s

prestigious Pro Bono Task Force, LSC seeks to create a newly funded, independent grant program, modeled on its successful Technology Initiative Grant (TIG) Program, to provide the necessary support.

LSC’s Pro Bono Task Force—A Distinguished Collaboration

In March 2011, LSC created a Pro Bono Task Force comprised of judges, corporate general counsel, bar leaders, technology experts, leaders of organized pro bono programs, law firm leaders, government lawyers, law school deans, and the heads of legal aid organizations, to consider how to increase pro bono contributions to civil legal aid. The Task Force divided into working groups and spent months conducting interviews, identifying effective practices, and sharing ideas before reporting its findings and recommendations to the LSC Board of Directors.

Proposed Framework for LSC's Pro Bono Innovation Fund

Purpose. The Innovation Fund will use competitive grants to invest in projects that identify and promote replicable innovations in pro bono for the benefit of the eligible poverty population. Projects funded under this fund will develop, test, and replicate innovative pro bono efforts that can enable LSC grantees to expand clients' access to high quality legal assistance. The grant criteria would require both innovation (new ideas or new applications of existing best practices) and replicability (likelihood that the innovation, if successful, could be implemented by other legal aid programs).

LSC will allow innovation grants to be used to improve, or to implement in new locations, successful projects developed using previous Innovation Fund grants. LSC expects that each approved project will either serve as a model for other legal services providers to follow or effectively replicate a prior innovation.

An innovation grant award is not meant to substitute for, or be credited against, the longstanding requirement that LSC grantees spend an amount equivalent to 12.5% of their basic field grant funding to involve private attorneys in the delivery of legal assistance to eligible clients.

Eligible Applicants. Eligible applicants for the Innovation Fund would be existing LSC grant recipients.

Eligible Activities. The following activities are illustrative of projects that would be eligible for funding under the proposed Innovation Fund.

- Developing pro bono programs to serve rural and other hard-to-reach communities;
- Providing pro bono opportunities that engage all segments of the bar—solo practitioners, in-house corporate counsel, firm lawyers, law schools, non-profit and government attorneys, and other pro bono providers;
- Developing accessible, tested, user-friendly curricula and training programs for pro bono attorneys;
- Expanding collaborations and resource-sharing among pro bono programs in a city, state or region;
- Targeting pro bono projects to practitioners in specific areas of law, with appropriate training, mentoring, and other support for volunteers;
- Developing pro bono programs with specialized bar associations that relate to the association's expertise and interests; and
- Forming cohorts of lawyers to expand volunteerism by leveraging shared interests and experiences.

Partnerships. Applicants would be encouraged to work in partnerships with key stakeholders in their communities. Potential stakeholders could include, among others, court systems, bar associations, client groups, government agencies, and other non-profit organizations.

Additional Funds from Other Organizations. Applicants would be strongly encouraged to seek additional support for projects by partnering with other LSC grantees as well as other organizations.

Evaluation. Evaluation is an important project planning and management tool. Applicants would need to identify the methods and data they plan to use to assess progress toward the project objectives. A final grant payment would not be provided until an approved final grant report was submitted; that report would include evaluation data about a project's activities, accomplishments, and effectiveness.

Award Period. The grant award period would be between 18 and 24 months.

Management and Administration. Five percent of the total funding for the Innovation Fund would be retained by LSC for management and administrative purposes associated with the Fund.

The Task Force released its report at the U.S. Capitol on October 2, 2012. Congressman Frank Wolf, Chairman of the House Appropriations Subcommittee on Commerce, Justice, Science, and Related Agencies, gave opening remarks. The report is available electronically at:

http://www.lsc.gov/sites/default/files/LSC/lscgov4/PBTF_%20Report_FINAL.pdf.

The report suggested a variety of steps that LSC, its grantees, and the legal profession could take to help shape pro bono programs into a reliable, organized system that would deploy additional resources to address the core civil legal issues affecting low-income Americans. LSC is working to implement the report's suggestions, including the Innovation Fund.

TECHNOLOGY INITIATIVE GRANTS

LSC requests \$5,000,000 for Technology Initiative Grants (TIG) in FY 2014, the same amount requested as last year. Currently, the TIG program is funded at \$3,400,000.

Since its start in 2000, TIG has made 528 grants, totaling more than \$40 million. With these grants, legal services programs have built a solid foundation that includes a network of statewide websites and a variety of effective and replicable systems to support clients, staff, and pro bono efforts. LSC's TIG program is poised to continue providing leadership and support for technology projects that enhance access to justice.

Recent Accomplishments

In 2012, LSC awarded 46 grants totaling more than \$3.5 million in 27 states and the territory of Guam.

TIG grants are designed to improve access to justice for low-income persons in three significant ways: 1) by providing self-help assistance, 2) by improving grantees' efficiency and effectiveness, and 3) by supporting private attorneys in their pro bono representation of low-income clients. Following are examples of 2012 TIG-funded projects:

- A grant for the Alaska Legal Services Corporation to produce approximately 30 short family law videos designed to help low-income persons better complete their own cases. These videos will be available online through the Alaska Legal Services Corporation website as well as other legal aid and court sites in the state.
- A grant to Idaho Legal Aid Services for the development of a web-based virtual law office. This will create a secure, virtual portal that allows attorneys to provide services to those clients unable to travel to a legal aid office but able to use the Internet.
- A grant to Legal Aid Services of Northeastern Minnesota to improve the effectiveness of pro bono attorneys by creating a library of mobile-optimized resources, including settlement checklists and client interview guides. These on-demand resources will support pro bono attorneys helping low-income clients with matters outside the attorneys' usual areas of expertise.

In June, 2012 and January, 2013 LSC convened a two-part *Summit on the Use of Technology to Expand Access to Justice*. The Summit brought together selected technology experts, academics, private practitioners, and representatives of legal services programs, courts, and governmental and business entities to explore the potential of technology to move the United States toward providing some form of effective assistance to 100 percent of persons with essential civil legal needs and unable to afford an attorney.

Summit participants agreed on the following focus areas for the next five years:

- Document Assembly: improving automated form creation for self-represented individuals;

- Expert Systems: developing intelligent tools that guide clients and advocates through the steps needed for complex legal procedures;
- Remote Services Delivery: using technology to overcome physical barriers (e.g. distance in rural states, or disability) to seeking representation;
- Mobile Technology: delivery of assistance and services using smartphones and tablets; and
- Triage: further automating the complex processes of matching clients to resources.

Looking Ahead

Future TIG funding will enable LSC, its grantees, and their partners to continue employing technology to promote America's promise of justice for all.

LSC will use TIG funding to pursue the recommendations of the LSC Pro Bono Task Force. The Task Force's Technology Working Group recommended adopting best practices such as case management systems optimized to support pro bono; automated forms and use of mobile apps; facilitating integration and centralization for both attorneys and clients; providing and ensuring support for pro bono attorneys; and encouraging innovative approaches, including providing opportunities for non-lawyer volunteers.

Developing more resources that are optimized for mobile devices is an important component of improving the legal aid delivery system. In addition to staff and pro bono attorneys, groups that have traditionally lacked basic internet access now commonly use wireless connections to go online. Among smartphone owners, young adults, minorities, those with no college experience, and those with lower household income levels are more likely than other groups to say that their phone is their main source of internet access.¹⁴

LSC plans to work with its grantees to ensure that websites and document assembly tools are optimized for use on both mobile devices and traditional computers. Text messaging also has a place in the legal aid delivery system, both as a means of providing fast access to legal information and of reminding clients of appointments, deadlines and court hearings.

OIG Audit of LSC's TIG Program Closed in 2012

In December 2010, the Office of Inspector General (OIG) issued a report on LSC's Technology Initiative Grant program, which included 36 recommendations. On September 28, 2012, the OIG provided LSC management with a memorandum stating that all recommendations for this audit have been closed.

2012 TIG Grants (Total Funding Awarded = \$3,557,892)

State	Award Amount	Key Grant Project
Alaska	\$46,500	In conjunction with the Alaska Court System's Family Law Self-Help Center, develop and make available online Web-based family law vignettes designed to help low-income persons complete their own cases.
Arizona	\$32,625	Replicate the TIG-funded Legal Aid of Western Ohio Remote Intake Project for the three LSC-funded programs in Arizona.
Arkansas	\$63,000	Continue to develop and update document assembly forms utilizing HotDocs software, A2J Author software, and the national LawHelp Interactive server technology.
California	\$108,752	Replicate a Web-based online application system; and implement a legal services pleading bank, accessible through the statewide advocates' website, in several substantive areas to expand the capacity of legal services programs.
Colorado	\$43,920	Develop a mobile application allowing attorneys to sign up for volunteer work, providing them with checklists of items to understand prior to performing the work, and informing them of procedures to follow.
Connecticut	\$89,000	Develop an Online Classroom Template that legal aid programs can use to create self-paced online courses for self-represented parties, legal aid clients and pro bono attorneys.
Florida	\$123,559	Develop an online intake system that allows potential clients to apply for services quickly and easily through the Internet; improve knowledge management capacities to increase effectiveness of data retrieval and file searches; and create a portal to provide clients with better access to information.
Georgia	\$341,943	Enhance and maintain ShareLaw and ShareLawVideo, two prior TIG-funded projects; enhance case management system to improve reporting, grant compliance and staff development; develop a mobile phone application to help clients communicate with their attorneys; and pilot the use of text messaging to provide legal information.
Guam	\$57,500	Develop interactive online document assembly interviews specific to Change of Name and Protective/Restraining Orders.
Hawaii	\$41,500	Improve access for self-represented individuals by creating a virtual self-help center at the court and developing court forms using document assembly software, with a focus on family, housing, collection, and restraining order forms.
Idaho	\$118,563	To better serve rural clients, create a Web-based virtual law office that augments the brick and mortar practice; and develop a Web interface that further improves access to online legal resources for individuals using mobile devices.
Illinois	\$118,475	Develop an enhanced data collection and analysis system to better measure the effectiveness and impact of legal services in Illinois, and to inform strategies for delivering services across the state.
Louisiana	\$31,500	Develop a mobile version of the statewide legal information website.
Maine	\$41,500	Continue development of content for veterans and military families in the national StatesideLegal.org library; and create a system for matching pro bono attorneys with veterans' cases.
Massachusetts	\$51,500	Connect low-income individuals to information about their legal issues via a Web-based tool that will use guided interviews to collect information and deliver relevant, plain-language resources.

(continued)

2012 TIG Grants (Total Funding Awarded = \$3,557,892) continued		
State	Award Amount	Key Grant Project
Michigan	\$51,500	Develop an online intake system to expand services to clients in Detroit.
Minnesota	\$90,460	Assist pro bono attorneys by creating a set of settlement checklists and client interview guides optimized for mobile devices.
Montana	\$36,825	Use videoconferencing and mobile devices to deliver legal services in rural areas.
New Mexico	\$54,500	Create a statewide intake and case management network that will use continuous analysis of real-time, non-confidential data to more effectively identify and define issues, trends and community needs, allowing for better resource allocation.
New York	\$277,420	Develop the New York Online Referral and Prescreening Program, an online entry point for low-income people seeking legal services and information; develop a videoconferencing system to conduct Social Security Administration hearings virtually; optimize mobile content on the statewide website in both Spanish and English and add live-chat support; and develop a secure, online knowledge-management portal for use by organizations helping low-income people.
Ohio	\$769,996	Pilot use of a Web-based chat tool that will allow pro bono attorneys to assist clients in 25 rural counties; explore and develop enhanced data analysis to improve efficiency of legal aid delivery; and continue support of the national server legal services programs use to generate automated legal documents and guided interviews for low-income self-represented individuals and legal aid clients.
Oklahoma	\$58,350	Pilot program that will automate plain-language forms for use by low-income individuals. Instructions, training, and materials will be developed to assist users, and live-chat support will also be available.
Pennsylvania	\$111,000	Develop a digital call center to reduce wait times for callers with limited cell phone minutes by using automated call-backs; develop text messaging as a method to convey brief advice in emergency situations and to reinforce previously delivered advice; and develop, and post online, instructional videos in multiple languages to assist self-represented individuals.
South Carolina	\$41,923	Create an online intake application integrated with the case management system; and develop a legal information referral system.
Texas	\$131,820	Enhance and expand the national DisasterLegalAid.org website by updating and creating content, improving the interface and optimizing for mobile devices.
Utah	\$60,500	Create a Spanish version of the existing online intake system; and design a pro bono case-matching system to streamline the statewide placement of eligible clients with pro bono attorneys.
Virginia	\$442,461	A national project in collaboration with Pro Bono Net to rebuild LawHelp Interactive to improve reliability and scalability, decrease cost of future enhancements, and ease integration with case management and e-filing systems in courts nationwide; incorporate a guided interview into an online intake system; and develop an appointment reminder system to notify clients of upcoming legal aid appointments and court dates.
Washington	\$121,300	Produce the National Technology Assistance Project's online webinar series; improve the case management system by increasing access to real-time and historical data; expand access to civil legal aid for deaf, hard-of-hearing and deaf-blind individuals by implementing use of videophones, educational and outreach videos, and captioning of existing videos.

LOAN REPAYMENT ASSISTANCE PROGRAM

LSC requests \$1,000,000 for the Herbert S. Garten Loan Repayment Assistance Program (LRAP) for FY 2014, the same amount as the current level. LSC’s LRAP provides participants up to \$5,600 per year for up to three years—a maximum of \$16,800—to help pay off their law school debt.

To qualify for LSC’s Loan Repayment Assistance Program, an attorney must:

- Be a full-time employee of an LSC grantee.
- Have a tenure of no more than five years with the LSC-funded organization.
- Have at least \$50,000 in qualifying law school debt.
- Have a total income (from all sources) of no more than \$55,000 (\$61,300 for employees of Alaska Legal Services Corporation).
- Have a total net worth of no more than \$35,000.

In 2012, LSC’s LRAP received 289 applications (new and renewal) from attorneys at 92 grantee offices in 46 states. The average law school debt of all 2012 applicants was \$103,981. The average law school debt for first-year applicants was higher, at \$110,602. LSC provided loan repayment assistance to 202 of those 289 applicants, including 79 new LRAP participants. The FY 2013 request for \$1 million would permit LSC to assist an additional 79 attorneys for three years.

A 2012 study by the National Association for Law Placement (NALP) found that civil legal aid lawyers continue to be the lowest paid group in the entire legal profession, earning less than public defenders and other public interest lawyers.¹⁵ The gap between private sector and public interest lawyer salaries remains large.

Median Starting Salaries for Attorneys	
Category	Salary
Private Lawyers	\$125,000
Local Prosecutors	\$50,000
Public Defenders	\$50,500
Other Public Interest Lawyers	\$45,000
Civil Legal Aid Attorneys	\$42,800

Source: National Association for Law Placement, 2012 Public Sector & Public Interest Attorney Salary Report

According to the NALP study, entry-level civil legal aid lawyers earn a median salary of \$42,800 and a legal aid attorney with 11-15 years of experience can expect a salary of about \$65,000. In contrast, the median salary for first-year lawyers at private firms with 50 or fewer attorneys is \$80,000, and higher for larger firms.

Even among attorneys in public service, the median starting salary for civil legal aid lawyers is approximately \$7,000 less than both public defenders (\$50,500) and prosecuting attorneys (\$50,000). NALP’s findings are consistent with LSC’s own salary surveys, which show that in 2012, first-year staff attorneys at LSC grantees were paid an average of \$41,528 a year, and attorneys with 10-to-14 years of experience averaged \$59,771.

Attorneys working for LSC grantees may qualify for other LRAPs, and some federal student loans qualify for forgiveness under the federal Public Service Loan Forgiveness Program after 10 years of service. However, LSC's LRAP program remains a critical tool for grantees in hiring and retaining qualified lawyers.

OFFICE OF INSPECTOR GENERAL (OIG)

(This section was prepared by the OIG and included without change.)

In FY 2014, the Office of Inspector General is requesting \$4,200,000, the same amount appropriated since FY 2009. The OIG request is less than 1 percent of the total LSC budget request and considers the existing constraints on LSC funding as well as anticipated carryover funds. This requested amount will enable flexibility in the OIG's dynamic work plan allowing the OIG to remain an effective resource for the Congress, the Corporation and the American taxpayer.

The OIG is an independent office within LSC whose statutory mission is to promote economy and efficiency and to combat fraud and abuse in the programs and operations of LSC and its grantees. The OIG has a dual reporting responsibility, charged with keeping the Congress and LSC's Board of Directors fully informed about significant issues affecting LSC. Additionally, as set out in the LSC's annual Appropriation Acts, the OIG assists in monitoring grantee compliance with congressional restrictions through its oversight of the annual financial and compliance audits of LSC grantees performed by the independent public accountants (IPAs). The Act also specifies the OIG's authority to conduct its own reviews of grantee operations. The OIG is funded through a separate budget line to help ensure OIG independence.

The requested funding will enable the OIG to continue to perform its statutorily mandated functions and to provide relevant, timely and professional reporting to the Congress and LSC on core management and oversight issues, identifying opportunities for LSC to be more effective and efficient in carrying out its mission, and increasing public confidence in the expenditure of scarce LSC funds. Additionally, the request will enable continuing investments in the OIG's information support systems to improve the effective and efficient production of OIG audits, investigations and evaluations.

FY 2012 Highlights

Highlights from FY 2012 OIG activities include:

- 57 Independent Public Accountant and OIG recommendations for improvements to LSC and its Grantees;
- 39 grantee audit quality reviews in the first year of the program;
- 6 regulatory vulnerability assessments;
- 28 fraud prevention briefings and 2 nationwide fraud awareness webinars;
- \$1,526,531 in questioned costs; and,
- \$201,405 in court-ordered Investigative recoveries.

The activities of the office are presented in detail in the OIG's Semiannual Reports to Congress, posted to the OIG website at <http://www.oig.lsc.gov/>.

FY 2014 Plan

In FY 2014, as guided by our Strategic Plan, the OIG will rely on use its ongoing risk assessments to determine the assignment of OIG resources. Generally, the OIG sets the highest priority to the following areas of work: governance and accountability, fraud prevention and detection, statutory and regulatory compliance, effectiveness of LSC grants administration, and grantee operations, with special focus on internal controls and oversight of the grantee audit process. Resources are also available to investigate allegations received from credible hotline callers as well as to respond to requests from the Congress, Board of Directors, LSC management and other interested parties.

This budget request will fund the OIG's operation of the LSC audit program. The OIG assesses internal LSC operations as well as reviews all of LSC grantees audits produced by the IPAs annually. Each IPA report reviews the grantee's financial statements, internal controls, and compliance with mandated restrictions and prohibitions. The OIG refers significant audit findings to LSC Management for resolution and tracks the progress of corrective actions. The review of grantees' fiscal condition and compliance with law is an explicit Congressional requirement. This budget request will support the mandated OIG oversight of the IPA audit process, including an expanded audit quality control review program providing for quality control reviews of each IPA on a four-year cycle. Additionally, the OIG will continue to conduct reviews of grantees' internal controls and will oversee the annual audit of LSC's financial statements.

The OIG also conducts investigations of criminal and civil fraud against LSC and LSC grantees, as well as administrative inquiries, and operates a national fraud, waste and abuse reporting hotline. The OIG conducts compliance investigations, fraud vulnerability assessments and prevention briefings, issues fraud alerts, and as resources allow evaluates practices to improve effectiveness and efficiency in the administration of legal services to low-income persons. Separately, the OIG issues advisories, as warranted, to the LSC Board of Directors and LSC Management regarding LSC's programs and operations. The OIG also provides comments and proposals on significant legislative, regulatory, and policy initiatives affecting LSC.

The OIG strives to improve and maintain the skills of its professional staff and as required by the Inspector General Act of 1978, as amended, I, Jeffrey E. Schanz, Inspector General of the Legal Services Corporation, certify that the amount requested satisfies foreseeable OIG training needs for FY 2014 and includes the OIG's pro rata share for support of the Council of Inspectors General on Integrity and Efficiency.

The submitted budget level is necessary for the LSC OIG to adequately perform the core missions required by the Inspector General Act, as amended, and to remain fully responsive to requests from the Congress, the LSC Board of Directors, Management, grantees, and the public.

ENDNOTES

- ¹ Hunstein, C., "Legal aid to poor can't take more cuts," *Atlanta Journal Constitution*, May 26, 2011
- ² The Task Force to Expand Access to Civil Legal Services in New York, *Report to the Chief Judge of the State of New York*, November 2010, available at <http://www.nycourts.gov/ip/access-civil-legal-services/>.
- ³ The Perryman Group, *Current and Potential Economic Benefits of Legal Aid Services in Texas: 2013 Update*, February 2013, available at <http://www.teajf.org/news/docs/Impact-of-Legal-Aid-2013-FINAL.pdf>.
- ⁴ Ohio Legal Assistance Foundation, *Strength in Justice: Ohio's Legal Aids Energizing our Economy and Building our Communities*, December 2012, available at <http://lascleve.org/wp-content/uploads/12-11-12-OLAF.pdf>.
- ⁵ The Resource for Great Programs, Inc., *Economic Impacts of Civil Legal Aid Organizations in Virginia: Civil Justice for Low-Income People Produces Ripple Effects that Benefit Every Segment of the Community*, September 16, 2011, available at <http://www.vplc.org/wp-content/uploads/2012/10/VA-Report-on-Economic-Impacts.pdf>.
- ⁶ Laura Able, Economic Benefits of Civil Legal Aid, National Center for Access to Justice at Cardozo Law School, September 2012, available at <http://ncforaj.files.wordpress.com/2012/09/final-economic-benefits-of-legal-aid-9-5-2012.pdf>.
- ⁷ "Based on U.S. Bureau of Labor Statistics, CPI Inflation Calculator, available at http://www.bls.gov/data/inflation_calculator.htm."
- ⁸ See next section entitled "More Constituents Eligible for LSC-Funded Legal Aid."
- ⁹ "Strained Suburbs: The Social Service Challenges of Rising Suburban Poverty," Scott W. Allard and Benjamin Roth, Brookings Institution, October 7, 2010: http://www.brookings.edu/reports/2010/1007_suburban_poverty_allard_roth.aspx; "Outside Cleveland, Snapshots of Poverty's Surge in the Suburbs," Sabrina Tavernise, *The New York Times*, October 24, 2011; <http://www.nytimes.com/2011/10/25/us/suburban-poverty-surge-challenges-communities.html>
- ¹⁰ "Getting By: Lawyers of Last Resort. Newly Unemployed Swell Workload as Legal Services Struggle to Keep Up," Heather Rawlyk, *The Capital*, Annapolis, Md., November 6, 2011; <http://www.hometownannapolis.com/news/nbh/2011/11/06-53/Getting-By-Lawyers-of-last-resort.html?ne=1>
- ¹¹ "Facing Foreclosure Alone: The Continuing Crisis in Legal Representation," Nabanita Pal, Brennan Center for Justice at New York University School of Law, November 2011; http://www.brennancenter.org/content/resource/facing_foreclosure_alone_the_continuing_crisis_in_legal_representation/
- ¹² "Broken Promise: The Need to Improve Economic Security for Veterans," U.S. Congress Joint Economic Committee Chairman's Staff, November 2011; http://jec.senate.gov/public/index.cfm?a=Files.Serve&File_id=628ca26b-7433-4fca-8f53-aa713eb3e756
- ¹³ "Explaining the Recent Decline in Domestic Violence," Amy Farmer and Jill Tiefenthaler, Oxford University Press, 2003; "When Violence Hits Home: How Economics and Neighborhoods Play a Role," National Institute of Justice, 2004.
- ¹⁴ Digital Difference, <http://pewinternet.org/Reports/2012/Digital-differences.aspx>
- ¹⁵ "Public Sector & Public Interest Attorney Salary Report," National Association for Law Placement, October 2012.

Appendix—FY 2014 Budget Request Tables

BUDGET REQUEST — FISCAL YEAR 2014

(dollars in thousands)

	(1)	(2)	(3)
	FY 2013 Request	FY 2013 Continuing Resolution & Disaster Relief Fund	FY 2014 Request
I. DELIVERY OF LEGAL ASSISTANCE	445,300	328,794	461,300
A. PROGRAM SERVICES TO CLIENTS	440,300	324,373	451,300
1. Basic Field Programs	440,300	324,373	451,300
B. TECHNOLOGY INITIATIVES	5,000	3,421	5,000
C. SANDY DISASTER RELIEF FUND	-	1,000	-
D. PRO BONO INNOVATION INITIATIVES	-	-	5,000
II. LOAN REPAYMENT ASSISTANCE PROGRAM	1,000	1,006	1,000
III. MANAGEMENT & GRANTS OVERSIGHT	19,500	17,104	19,500
IV. OFFICE OF INSPECTOR GENERAL	4,200	4,226	4,200
TOTAL	470,000	351,130	486,000

BUDGET IN BRIEF — FISCAL YEAR 2014

(dollars in thousands)

	2012 Budget		2013 Budget		2014 Estimate		Change from 2013 to 2014	
	Amount	Perm Posn's	Amount	Perm Posn's	Amount	Perm Posn's	Amount	Perm Posn's
I. CLIENT SERVICES	334,748		334,090		461,300		127,210	
Appropriation	325,800		328,794		461,300		132,506	
Funds Carried Forward from Previous Year	5,493		2,015		-		(2,015)	
US Court of Veterans Appeals Funds	2,726		2,726		-		(2,726)	
Funds Carried Forward from Previous Year	4		9		-		(9)	
Other Funds Available	725		546		-		(546)	
A. PROGRAM SERVICES TO CLIENTS	327,522		328,488		451,300		122,812	
Appropriation	322,400		324,373		451,300		126,927	
Funds Carried Forward from Previous Year	1,667		834		-		(834)	
US Court of Veterans Appeals Funds	2,726		2,726		-		(2,726)	
Funds Carried Forward from Previous Year	4		9		-		(9)	
Other Funds Available	725		546		-		(546)	
B. TECHNOLOGY INITIATIVES	7,226		4,602		5,000		398	
Appropriation	3,400		3,421		5,000		1,579	
Funds Carried Forward from Previous Year	3,826		1,181		-		(1,181)	
C. SANDY DISASTER RELIEF FUND	-		1,000		-		(1,000)	
Appropriation	-		1,000		-		(1,000)	
Funds Carried Forward from Previous Year	-		-		-		-	
D. PRO BONO INNOVATION INITIATIVES	-		-		5,000		5,000	
Appropriation	-		-		5,000		5,000	
Funds Carried Forward from Previous Year	-		-		-		-	
II. LOAN REPAYMENT ASSISTANCE PROGRAM	2,182		2,612		2,500		(112)	
Appropriation	1,000		1,006		1,000		(6)	
Funds Carried Forward from Previous Year	1,182		1,606		1,500		(106)	
III. MANAGEMENT & GRANTS OVERSIGHT	21,596	101	22,938	102	23,391	112	453	10
Appropriation	17,000	101	17,104	102	19,500	112	2,396	10
Funds Carried Forward from Previous Year	4,303		5,823		3,876		(1,947)	
Other Funds Available	293		11		15		4	
IV. OFFICE OF INSPECTOR GENERAL	6,431	28	6,150	30	5,600	30	(550)	-
Appropriation	4,200	28	4,226	30	4,200	30	(26)	-
Funds Carried Forward from Previous Year	2,231		1,924		1,400		(524)	
TOTAL - REQUIREMENTS	364,957	129	365,790	132	492,791	142	127,001	10
Appropriation	348,000	129	351,130	132	486,000	142	134,870	10
Funds Carried Forward from Previous Year	13,209		11,368		6,776		(4,592)	
US Court of Veterans Appeals Funds	2,726		2,726		-		(2,726)	
Funds Carried Forward from Previous Year	4		9		-		(9)	
Other Funds Available	1,018		557		15		(542)	

APPROPRIATION REQUEST IN RELATION TO FUNDS AVAILABLE

(dollars in thousands)

	Positions	Amount
1. Total Funds Available in Fiscal Year 2013		
Appropriation, FY 2013	132	351,130
Funds Carried Forward from Previous Year		11,368
US Court of Veterans Appeals Funds		2,726
Funds Carried Forward from Previous Year		9
Other Funds Available, FY 2013		557
Total available in FY 2013	132	365,790
2. Request for Fiscal Year 2014 – Summary of Changes		
Appropriation, FY 2013	132	351,130
Adjustment to Base	7	134,870
Appropriation, FY 2014	139	486,000
3. Total Funds Available in Fiscal Year 2014		
Requested Appropriation	142	486,000
Funds Carried Forward from Previous Year		6,776
Other Funds Available		15
Total available in FY 2014	142	492,791

PROGRAM AND FINANCING FOR FEDERAL APPROPRIATIONS — FISCAL YEARS 2012, 2013, & 2014

(dollars in thousands)

	2012 Budget	2013 Budget	2014 Estimate
I. CLIENT SERVICES			
A. Program Services to Clients	327,522	328,488	451,300
B. Technology Initiatives	7,226	4,602	5,000
C. Sandy Disaster Relief Fund	-	1,000	-
D. Pro Bono Innovation Initiatives	-	-	5,000
II. LOAN REPAYMENT ASSISTANCE PROGRAM			
	2,182	2,612	2,500
III. MANAGEMENT & GRANTS OVERSIGHT			
	21,596	22,938	23,391
IV. OFFICE OF INSPECTOR GENERAL			
	6,431	6,150	5,600
Total program costs, funded	364,957	365,790	492,791
Change in Selected Resources:			
Funds Carried Forward from Previous Year	(13,209)	(11,368)	(6,776)
US Court of Veterans Appeals Funds	(2,726)	(2,726)	-
Funds Carried Forward from Previous Year	(4)	(9)	-
Other Funds Available	(1,018)	(557)	(15)
Total obligations (object class 41)	348,000	351,130	486,000
Financing:			
Budget Authority (appropriation)	348,000	351,130	486,000
Relation of obligations to outlays:			
Obligations incurred, net	348,000	351,130	486,000
Obligated balance, start of year	80,126	73,575	66,148
Obligated balance, end of year	(73,575)	(66,148)	(90,993)
Outlays	354,551	358,557	461,155

ACTIVITIES IN BRIEF

(dollars in thousands)

	2013 Budget		2014 Base		2014 Estimate		Inc. (+) or Dec. (-) 2014 Base to 2014 Est.	
	Amount	Perm	Amount	Perm	Amount	Perm	Amount	Perm
		Posn's		Posn's		Posn's		Posn's
I. CLIENT SERVICES								
Total	334,090		327,794		461,300		133,506	
Appropriation	328,794		327,794		461,300		133,506	
Funds Carried Forward from Previous Year	2,561		-		-		-	
US Court of Veterans Appeals Funds	2,726		-		-		-	
Funds Carried Forward from Previous Year	9		-		-		-	
Other Funds Available	-		-		-		-	
A. PROGRAM SERVICES TO CLIENTS								
Total	328,488		324,373		451,300		126,927	
Appropriation	324,373		324,373		451,300		126,927	
Funds Carried Forward from Previous Year	1,380		-		-		-	
US Court of Veterans Appeals Funds	2,726		-		-		-	
Funds Carried Forward from Previous Year	9		-		-		-	
1. Basic Field Programs								
Total	325,207		324,373		451,300		126,927	
Appropriation	324,373		324,373		451,300		126,927	
Funds Carried Forward from Previous Year	834		-		-		-	
2. Grants from Other Funds Available								
Total	546		-		-		-	
Appropriation	-		-		-		-	
Funds Carried Forward from Previous Year	546		-		-		-	
3. US Court of Veterans Appeals Funds								
Total	2,735		-		-		-	
Appropriation	-		-		-		-	
US Court of Veterans Appeals Funds	2,726		-		-		-	
Funds Carried Forward from Previous Year	9		-		-		-	

ACTIVITIES IN BRIEF

(dollars in thousands)

	2013 Budget		2014 Base		2014 Estimate		Inc. (+) or Dec. (-) 2014 Base to 2014 Est.	
	Amount	Perm Posn's	Amount	Perm Posn's	Amount	Perm Posn's	Amount	Perm Posn's
B. TECHNOLOGY INITIATIVES								
Total	4,602		3,421		5,000		1,579	
Appropriation	3,421		3,421		5,000		1,579	
Funds Carried Forward from Previous Year	1,181		-		-		-	
C. SANDY DISASTER RELIEF FUNDS								
Total	1,000		-		-		-	
Appropriation	1,000		-		-		-	
Funds Carried Forward from Previous Year	-		-		-		-	
D. PRO BONO INNOVATION INITIATIVES								
Total	-		-		5,000		5,000	
Appropriation	-		-		5,000		5,000	
Funds Carried Forward from Previous Year	-		-		-		-	
II. LOAN REPAYMENT ASSISTANCE PROGRAM								
Total	2,612		2,506		2,500		(6)	
Appropriation	1,006		1,006		1,000		(6)	
Funds Carried Forward from Previous Year	1,606		1,500		1,500		-	
III. MANAGEMENT & GRANTS OVERSIGHT								
Total	22,938	102	20,995	109	23,391	112	2,396	3
Appropriation	17,104	102	17,104	109	19,500	112	2,396	3
Funds Carried Forward from Previous Year	5,823		3,876		3,876		-	
Other Funds Available	11		15		15		-	
IV. OFFICE OF INSPECTOR GENERAL								
Total	6,150	30	5,626	30	5,600	30	(26)	-
Appropriation	4,226	30	4,226	30	4,200	30	(26)	-
Funds Carried Forward from Previous Year	1,924		1,400		1,400		-	
TOTAL	365,790	132	356,921	139	492,791	142	135,870	3
Appropriation	351,130	132	350,130	139	486,000	142	135,870	3
Funds Carried Forward from Previous Year	11,914		6,776		6,776		-	
US Court of Veterans Appeals Funds	2,726		-		-		-	
Funds Carried Forward from Previous Year	9		-		-		-	
Other Funds Available	11		15		15		-	

APPROPRIATION BUDGET BY ACTIVITY — FISCAL YEARS 2013 & 2014

(dollars in thousands)

	2012 Funds Carried Forward to 2013		2013 Budget		2014 Base		2014 Estimate	
	Amount	Perm Posn's	Amount	Perm Posn's	Amount	Perm Posn's	Amount	Perm Posn's
Management & Grants Oversight	5,823		17,104	102	17,104	109	19,500	112
Funds Carried Forward from FY 2013 to FY 2014	-		-		3,876		3,876	
Other Funds Available	11		-		15		15	
Office of Inspector General	1,924		4,226	30	4,226	30	4,200	30
Funds Carried Forward from FY 2013 to FY 2014	-		-		1,400		1,400	
SUBTOTAL	7,758		21,330	132	26,621	139	28,991	142
Program Activities	2,561		328,794		327,794		461,300	
Funds Carried Forward from FY 2013 to FY 2014	-		-		-		-	
Loan Repayment Asst Program	1,606		1,006		1,006		1,000	
Funds Carried Forward from FY 2013 to FY 2014	-		-		1,500		1,500	
Veterans Appeals Funds	9		2,726		-		-	
TOTAL	11,934		353,856	132	356,921	139	492,791	142

MANAGEMENT & GRANTS OVERSIGHT, & INSPECTOR GENERAL TOTAL SUMMARY — FISCAL YEARS 2013 & 2014

(dollars in thousands)

SUMMARY TOTALS	Mgt. & Grants Oversight, & Inspector General		Program Authorities		Totals		CHANGE
	2013	2014	2013	2014	2013	2014	
Management & Grants Oversight	22,938	21,229	-	-	22,938	23,391	453
Office of Inspector General	6,150	5,600	-	-	6,150	5,600	(550)
Grants and Contracts	-	-	334,090	461,300	334,090	461,300	127,210
Loan Repayment Asst. Prgm.	-	-	2,612	2,000	2,612	2,500	(112)
Total Summary	29,088	26,829	336,702	463,300	365,790	492,791	127,001

Sources of Funds for the Delivery of Legal Assistance

Appropriation	328,794	461,300
Funds Carried Forward from Previous Year	2,015	-
US Court of Veterans Appeals Funds	2,726	-
Funds Carried Forward from Previous Year	9	-
Other Funds Available	546	-
Total	334,090	461,300

Sources of Funds for the Loan Repayment Assistance Program

Appropriation	1,006	1,000
Funds Carried Forward from Previous Year	1,606	1,500
Total	2,612	2,500

Total Sources of Funds

Appropriation	351,130	486,000
Funds Carried Forward from Previous Year	11,368	6,776
US Court of Veterans Appeals Funds	2,726	-
Funds Carried Forward from Previous Year	9	-
Other Funds Available	557	15
Total	365,790	492,791

MANAGEMENT & GRANTS OVERSIGHT BUDGET BY OBJECT CLASS — FISCAL YEARS 2013 & 2014

(dollars in thousands)

OBJECT CLASS	Management & Grants Oversight		Program Authorities		Totals		CHANGE
	2013	2014	2013	2014	2013	2014	
Personnel Compensation	10,812	11,535			10,812	11,790	978
Employee Benefits	3,670	4,044			3,670	4,165	495
Other Personnel Services	633	710			633	710	77
Consulting	934	578			934	578	(356)
Travel and Transportation	1,297	1,337			1,297	1,688	391
Communications	123	125			123	128	5
Occupancy Costs	1,722	1,802			1,722	1,802	80
Printing and Reproduction	92	80			92	80	(12)
Other Operating Expenses	3,494	856			3,494	2,268	(1,226)
Capital Expenditures	161	162			161	182	21
Total for Management & Grants Oversight	22,938	21,229	-	-	22,938	23,391	453

Sources of Funds for Management & Grants Oversight

Appropriation	17,104	19,500
Funds Carried Forward from Previous Year	5,823	3,876
Other Funds Available	11	15
Total	22,938	23,391

INSPECTOR GENERAL BUDGET BY OBJECT CLASS — FISCAL YEARS 2013 & 2014

(dollars in thousands)

OBJECT CLASS	Office of Inspector General		Program Authorities		Totals		CHANGE
	2013	2014	2013	2014	2013	2014	
Personnel Compensation	3,366	3,325			3,366	3,325	(41)
Employee Benefits	997	958			997	958	(39)
Other Personnel Services	25	25			25	25	-
Consulting	550	491			550	491	(59)
Travel and Transportation	322	336			322	336	14
Communications	28	30			28	30	2
Occupancy Costs	4	6			4	6	2
Printing and Reproduction	12	10			12	10	(2)
Other Operating Expenses	751	322			751	322	(429)
Capital Expenditures	95	97			95	97	2
Total for Inspector General	6,150	5,600	-	-	6,150	5,600	(550)

Sources of Funds for Inspector General

Appropriation	4,226	4,200
Funds Carried Forward from Previous Year	1,924	1,400
Total	6,150	5,600

STAFF POSITIONS — FISCAL YEARS 2012, 2013, & 2014

	2012 Budget	2013 Budget		2014 Estimate	
	Number of Positions*	Change From 2012	Number of Positions*	Change From 2013	Number of Positions*
OFFICE					
Executive Office	5	1	6	1	7
Legal Affairs	8	(1)	7	1	8
Government Relations / Public Affairs	6	1	7	0	7
Human Resources	6	0	6	0	6
Financial & Administrative Services	9	0	9	0	9
Information Technology	9	0	9	1	10
Program Performance	28	(1)	27	1	28
Information Management	6	(1)	5	1	6
Compliance & Enforcement	24	2	26	2	28
Compliance & Technical Assistance	0	0	0	3	3
	101	1	102	10	112
Inspector General	28	2	30	0	30
TOTAL	129	3	132	10	142

* Full-time equivalents

STAFF SALARIES — FISCAL YEARS 2012, 2013 AND 2014

MANAGEMENT AND GRANTS OVERSIGHT

SALARY RANGES	2012 Budget	2013 Budget		2014 Estimate	
	Number of Positions*	Change From 2012	Number of Positions*	Change From 2013	Number of Positions*
LSC BAND I					
\$31,681 - \$58,540	4	(2)	2	0	2
LSC BAND II					
\$52,493 - \$93,642	33	1	34	5	39
LSC BAND III					
\$83,310 - \$135,715	52	1	53	5	58
LSC BAND IV					
\$118,445 - \$159,654	8	0	8	0	8
LSC BAND V					
\$138,841 - \$168,348	3	1	4	0	4
Unclassified Positions	1	0	1	0	1
TOTAL	101	1	102	10	112

* Full-time equivalents

STAFF SALARIES — FISCAL YEARS 2012, 2013 AND 2014

OFFICE OF INSPECTOR GENERAL

SALARY RANGES	2012 Budget	2013 Budget		2014 Estimate	
	Number of Positions*	Change From 2012	Number of Positions*	Change From 2013	Number of Positions*
LSC BAND I \$31,681 - \$58,540	0	0	0	0	0
LSC BAND II \$52,493 - \$93,642	6	1	7	0	7
LSC BAND III \$83,310 - \$135,715	16	1	17	0	17
LSC BAND IV \$118,445 - \$159,654	5	0	5	0	5
LSC BAND V \$138,841 - \$168,348	0	0	0	0	0
Unclassified Positions	1	0	1	0	1
TOTAL	28	2	30	0	30

* Full-time equivalents

ALABAMA

Legal Services Alabama

ALASKA

Alaska Legal Services Corporation

ARIZONA

Community Legal Services

DNA-Peoples Legal Services

Southern Arizona Legal Aid

ARKANSAS

Center for Arkansas Legal Services

Legal Aid of Arkansas

CALIFORNIA

Bay Area Legal Aid

California Indian Legal Services

California Rural Legal Assistance

Central California Legal Services

Greater Bakersfield Legal Assistance

Inland Counties Legal Services

Legal Aid Foundation of Los Angeles

Legal Aid Society of Orange County

Legal Aid Society of San Diego

Legal Services of Northern California

Neighborhood Legal Services of Los Angeles County

COLORADO

Colorado Legal Services

CONNECTICUT

Statewide Legal Services of Connecticut

DELAWARE

Legal Services Corporation of Delaware

DISTRICT OF COLUMBIA

Neighborhood Legal Services Program of the District of Columbia

FLORIDA

Bay Area Legal Services

Coast to Coast Legal Aid of South Florida

Community Legal Services of Mid-Florida

Florida Rural Legal Services

Legal Services of Greater Miami

Legal Services of North Florida

Three Rivers Legal Services

GEORGIA

Atlanta Legal Aid Society

Georgia Legal Services Program

HAWAII

Legal Aid Society of Hawaii

IDAHO

Idaho Legal Aid Services

ILLINOIS

Land of Lincoln Legal Assistance Foundation

Legal Assistance Foundation of Metropolitan Chicago

Prairie State Legal Services

INDIANA

Indiana Legal Services

IOWA

Iowa Legal Aid

KANSAS

Kansas Legal Services

KENTUCKY

Appalachian Research and Defense Fund of Kentucky

Kentucky Legal Aid

Legal Aid of the Blue Grass

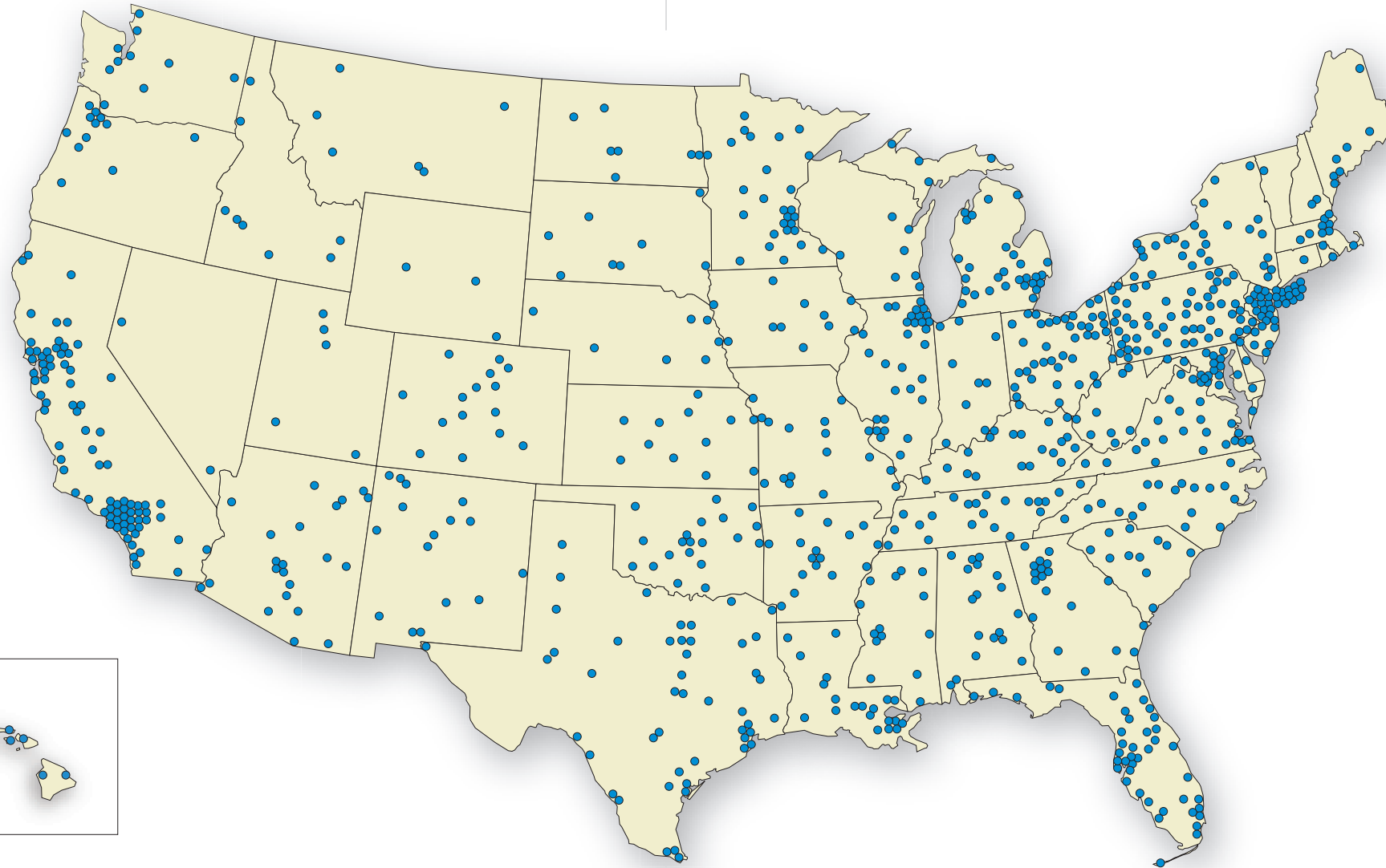
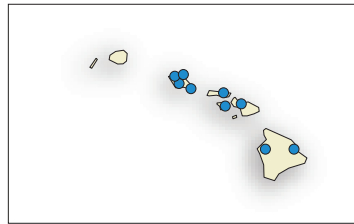
Legal Aid Society

LOUISIANA

Acadiana Legal Service Corporation

Legal Services of North Louisiana

Southeast Louisiana Legal Services Corporation



In 2012, the Legal Services Corporation provided grants to 134 independent, nonprofit organizations that provide free civil legal services to low-income Americans from 815 offices located in every state, the District of Columbia and the territories of the United States of America.

MAINE

Pine Tree Legal Assistance

MARYLAND

Legal Aid Bureau

MASSACHUSETTS

Massachusetts Justice Project

Merrimack Valley Legal Services

South Coastal Counties Legal Services

Volunteer Lawyers Project of the Boston Bar Association

MICHIGAN

Legal Aid and Defender Association

Legal Aid of Western Michigan

Legal Services of Eastern Michigan

Legal Services of Northern Michigan

Legal Services of South Central Michigan

Michigan Indian Legal Services

MINNESOTA

Anishinabe Legal Services

Central Minnesota Legal Services

Legal Aid Service of Northeastern Minnesota

Legal Services of Northwest Minnesota Corporation

Southern Minnesota Regional Legal Services

MISSISSIPPI

Mississippi Center for Legal Services

North Mississippi Rural Legal Services

MISSOURI

Legal Aid of Western Missouri

Legal Services of Eastern Missouri

Legal Services of Southern Missouri

Mid-Missouri Legal Services Corporation

MONTANA

Montana Legal Services Association

NEBRASKA

Legal Aid of Nebraska

NEVADA

Nevada Legal Services

NEW HAMPSHIRE

Legal Advice & Referral Center

NEW JERSEY

Central Jersey Legal Services

Essex-Newark Legal Services Project

Legal Services of Northwest Jersey

Northeast New Jersey Legal Services Corporation

Ocean-Monmouth Legal Services

South Jersey Legal Services

NEW MEXICO

New Mexico Legal Aid

NEW YORK

Legal Aid Society of Mid-New York

Legal Aid Society of Northeastern New York

Legal Assistance of Western New York

Legal Services NYC

Legal Services of the Hudson Valley

Nassau/Suffolk Law Services Committee

Neighborhood Legal Services

NORTH CAROLINA

Legal Aid of North Carolina

NORTH DAKOTA

Legal Services of North Dakota

OHIO

Community Legal Aid Services

Legal Aid of Western Ohio

Legal Aid Society of Greater Cincinnati

Ohio State Legal Services

The Legal Aid Society of Cleveland

OKLAHOMA

Legal Aid Services of Oklahoma

Oklahoma Indian Legal Services

OREGON

Legal Aid Services of Oregon

PENNSYLVANIA

Laurel Legal Services

Legal Aid of Southeastern Pennsylvania

MidPenn Legal Services

Neighborhood Legal Services Association

Northwestern Legal Services

North Penn Legal Services

Philadelphia Legal Assistance Center

Southwestern Pennsylvania Legal Services

RHODE ISLAND

Rhode Island Legal Services

SOUTH CAROLINA

South Carolina Legal Services

SOUTH DAKOTA

Dakota Plains Legal Services

East River Legal Services

TENNESSEE

Legal Aid of East Tennessee

Legal Aid Society of Middle Tennessee and the Cumberlands

Memphis Area Legal Services

West Tennessee Legal Services

TEXAS

Legal Aid of NorthWest Texas

Lone Star Legal Aid

Texas RioGrande Legal Aid

UTAH

Utah Legal Services

VERMONT

Legal Services Law Line of Vermont

VIRGINIA

Blue Ridge Legal Services

Central Virginia Legal Aid Society

Legal Aid Society of Eastern Virginia

Legal Services of Northern Virginia

Southwest Virginia Legal Aid Society

Virginia Legal Aid Society

WASHINGTON

Northwest Justice Project

WEST VIRGINIA

Legal Aid of West Virginia

WISCONSIN

Legal Action of Wisconsin

Wisconsin Judicare

WYOMING

Legal Aid of Wyoming

U.S. Territories

GUAM

Guam Legal Services Corporation

MICRONESIA

Micronesian Legal Services

PUERTO RICO

Community Law Office

Puerto Rico Legal Services

VIRGIN ISLANDS

Legal Services of the Virgin Islands

FOR MORE INFORMATION

Office of Government Relations and Public Affairs
Legal Services Corporation
3333 K Street, NW
Washington, DC 20007
202.295.1617
www.lsc.gov

FOLLOW LSC

Facebook at facebook.com/LegalServicesCorporation
Twitter at twitter.com/LSCtweets
Vimeo at vimeo.com/user10746153
YouTube at youtube.com/user/LegalServicesCorp



Legal Services Corporation

BUDGET REQUEST FISCAL YEAR 2014

FY14